

TJ d'Evry



9 rue des Mazières | 91000 Evry-Courcouronnes

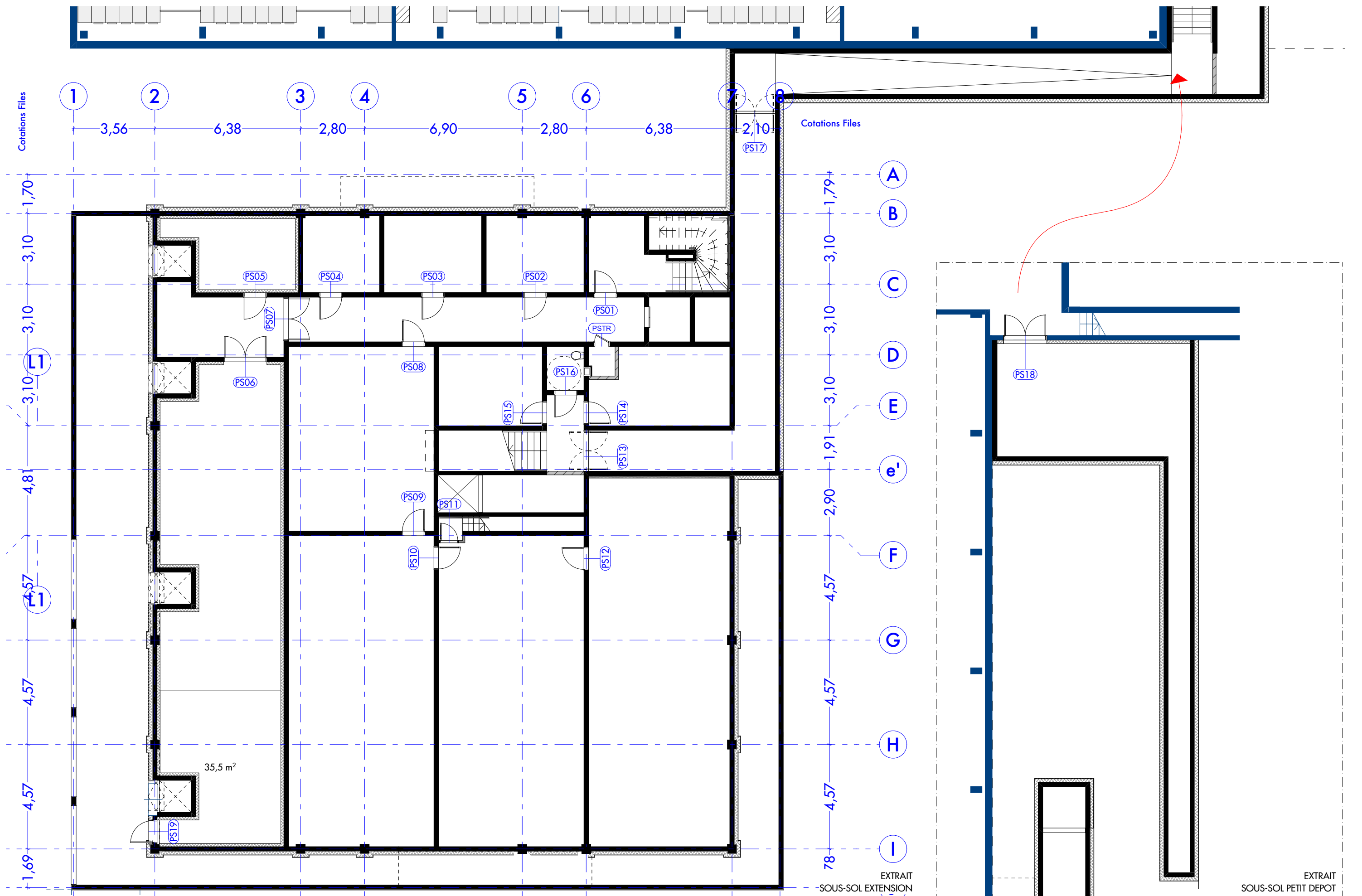
DCE | **ARC
MIN**

**Carnet des Menuiseries
Interieures**








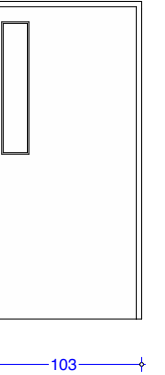
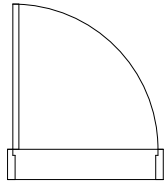
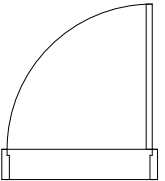
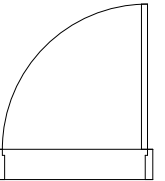
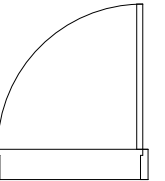
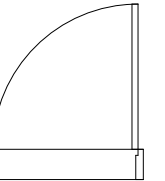
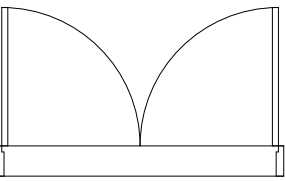
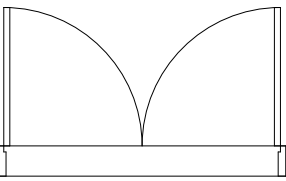
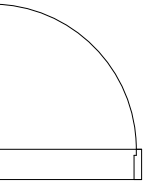
Indice **4** juin 2025

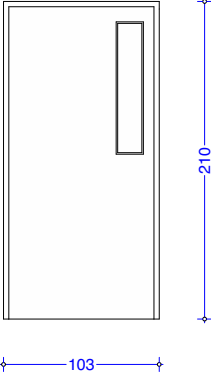
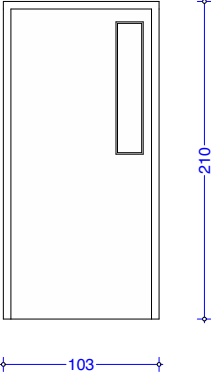
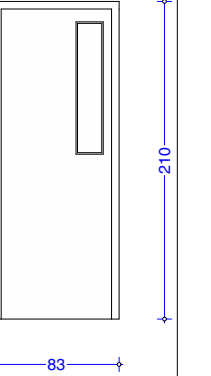
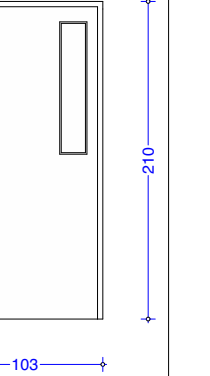
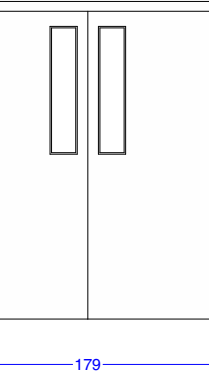
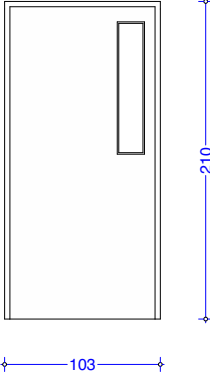
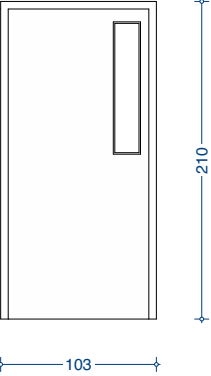
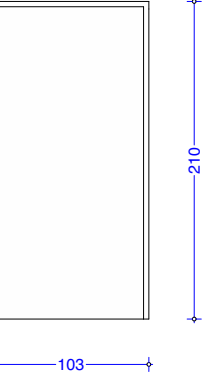
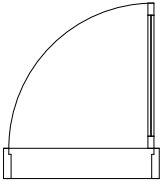
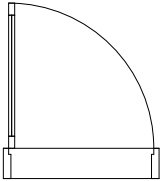
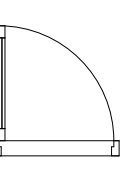
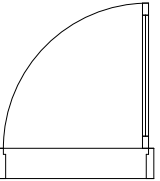
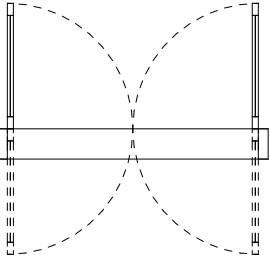
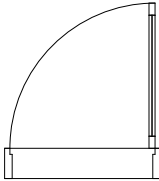
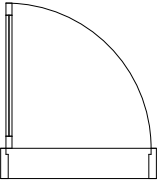
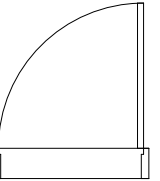
B+A ARCHITECTES

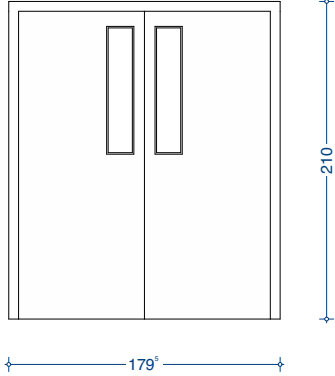
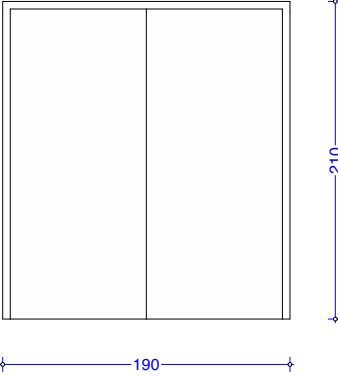
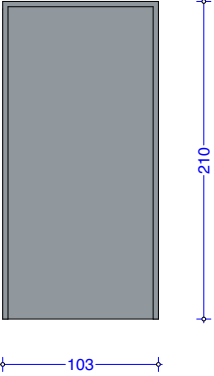
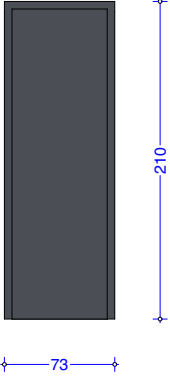
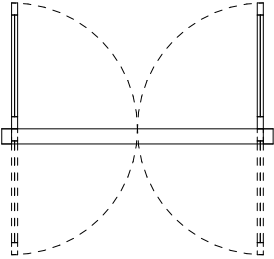
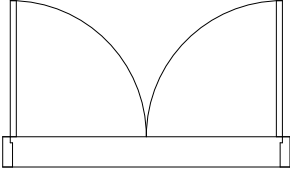
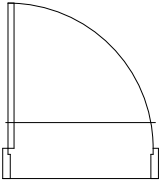
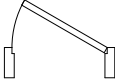
61 Av Philippe Auguste - 75011 Paris
T : 33 (0)1 40 18 72 72 - atelier@bplusa.eu

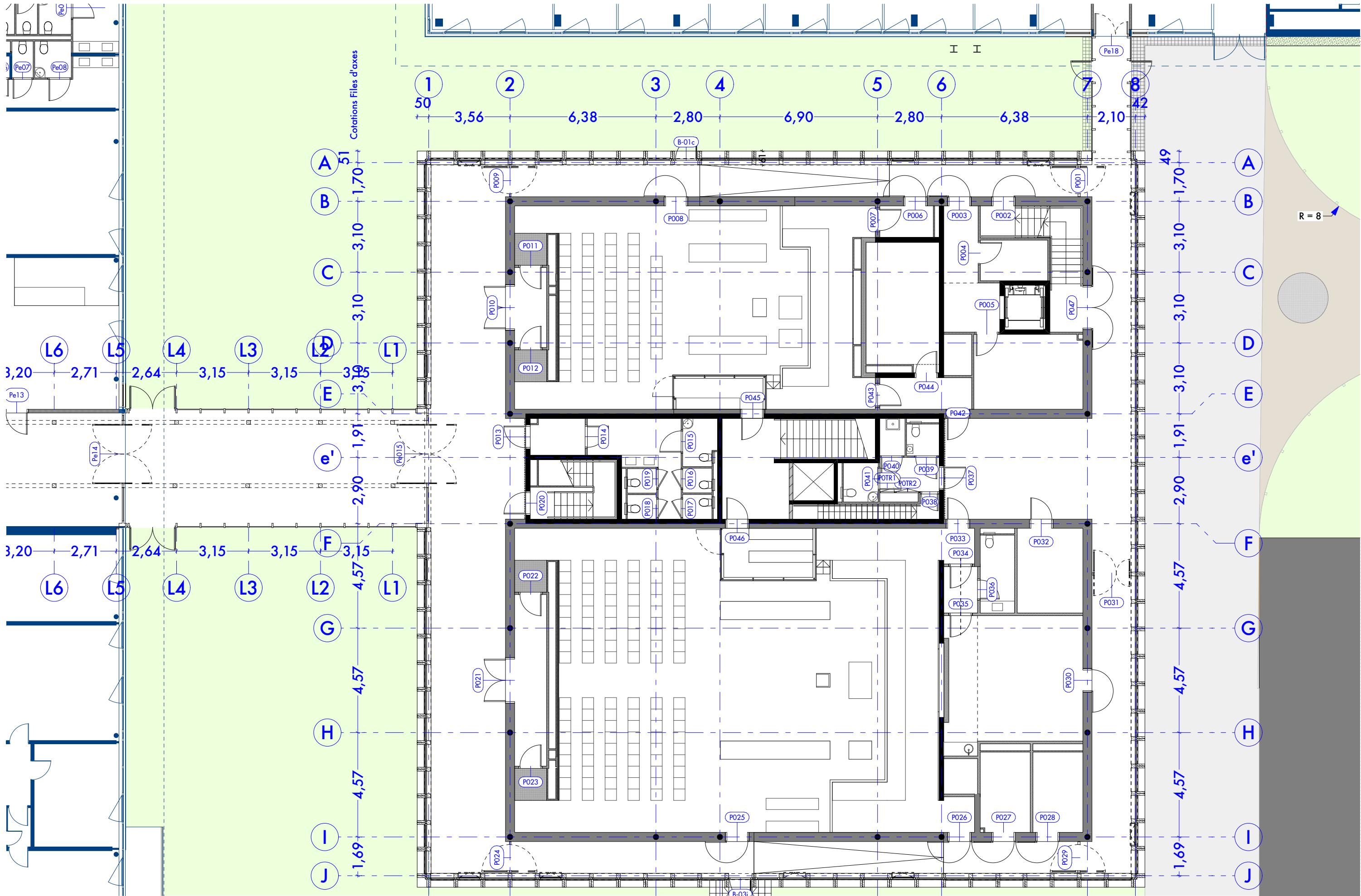


MIN -1 Menuiseries Interieures -1

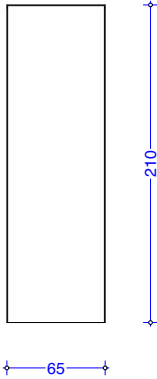
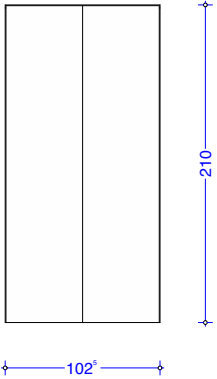
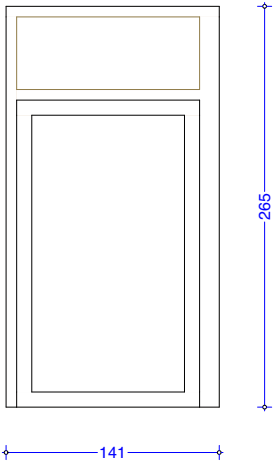
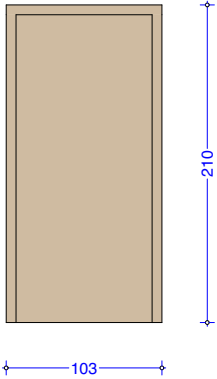
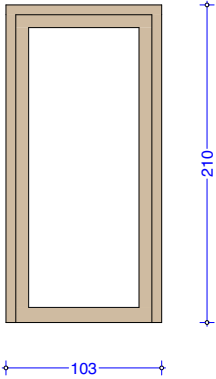
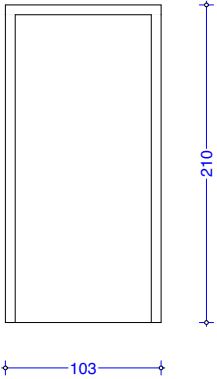
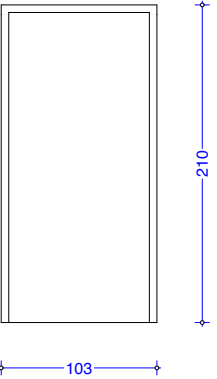
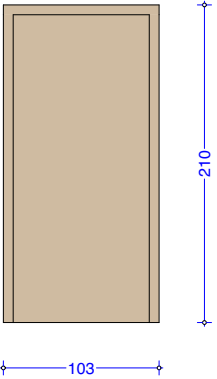
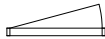

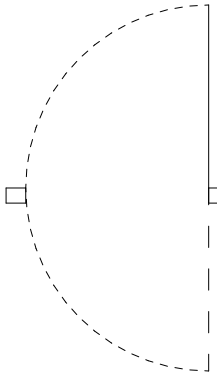
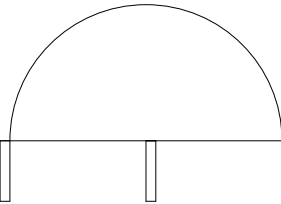
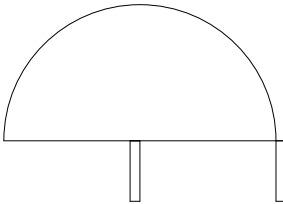
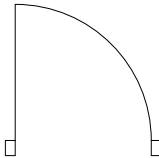
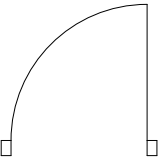
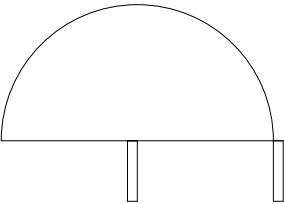
N° Porte	PS01	PS02	PS03	PS04	PS05	PS06	PS07	PS08
Hauteur	210	210	210	210	210	210	210	210
Largeur	103	103	103	103	103	190	190	103
Structure de Mur	Béton	Béton	Béton	Béton	Béton	Béton	Béton	Béton
Épaisseur de Mur	20	20	20	20	20	20	20	20
Huisserie	Métal	Métal	Métal	Métal	Métal			Métal
Finition	Porte Prépeinte	Porte Prépeinte	Porte Prépeinte	Porte Prépeinte	Porte Prépeinte	Porte Prépeinte	Porte Prépeinte	Transp. - Verre opaque; Porte Prépeinte
Vue de côté d'ébrasure								
Vue en plan								
Quantité	1	1	1	1	1	1	1	1

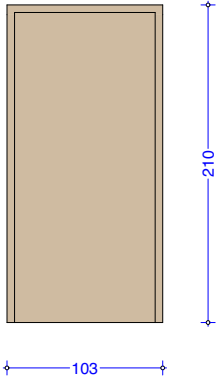
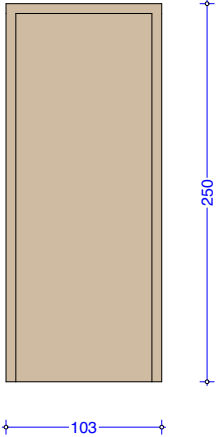
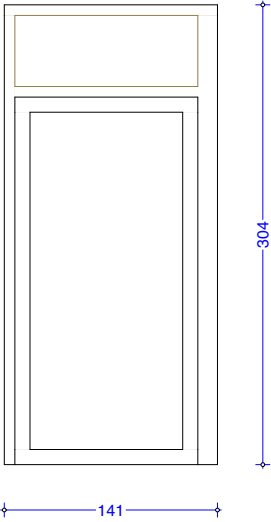




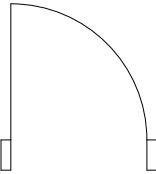
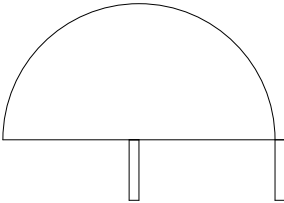
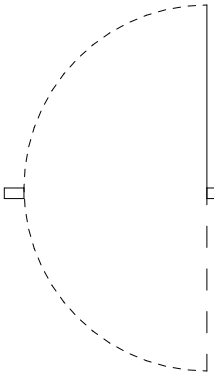
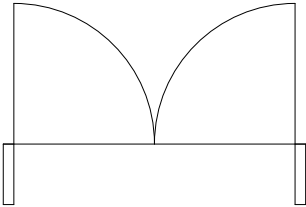
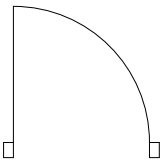
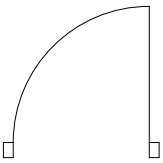
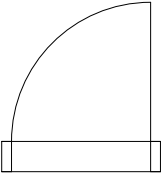
MIN -1 Menuiseries Interieures -1								
N° Porte	PS09	PS10	PS11	PS12	PS13	PS14	PS15	PS16
Hauteur	210	210	210	210	210	210	210	210
Largeur	103	103	83	103	179	103	103	103
Structure de Mur	Béton	Béton	Cloison 98/48	Béton	Béton	Béton	Béton	Béton
Épaisseur de Mur	20	20	10	20	20	20	20	20
Huisserie	Métal	Métal	Bois	Métal	Métal	Métal	Métal	Métal
Finition	Transp. - Verre opaque; Porte Prépeinte	Transp. - Verre opaque; Porte Prépeinte	Transp. - Verre opaque; Porte Prépeinte	Transp. - Verre opaque; Porte Prépeinte	Porte Prépeinte; Oculus	Porte Prépeinte; Oculus	Porte Prépeinte; Oculus	Porte Prépeinte
Vue de côté d'ébrasure								
Vue en plan								
Quantité	1	1	1	1	1	1	1	1

MIN -1 Menuiseries Interieures -1				
N° Porte	PS17	PS18	PS19	PSTR
Hauteur	210	210	210	210
Largeur	179 ⁵	190	103	73
Structure de Mur	Cloison 98/48	Béton	Mur ISO ETA 20+15+2	Béton
Épaisseur de Mur	10	20	37	20
Huisserie	Métal			
Finition	Porte Prépeinte; Oculus	Porte Prépeinte	Métal - Acier galvanisé	Porte - Acier
Vue de côté d'ébrasure				
Vue en plan				
Quantité	1	1	1	1

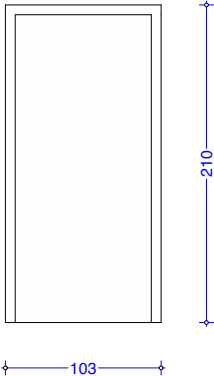
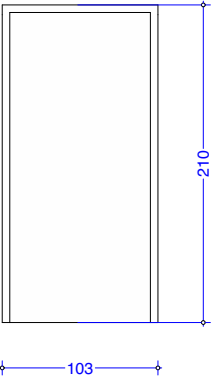
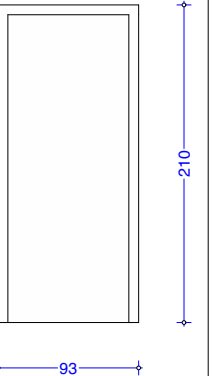
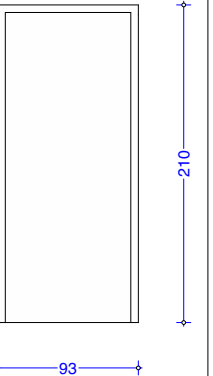
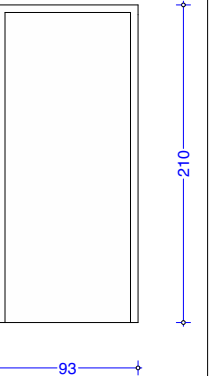
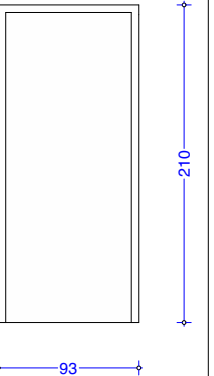
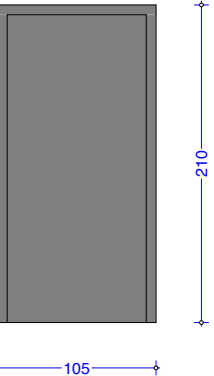
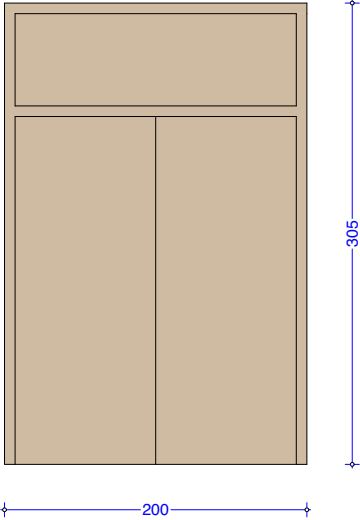
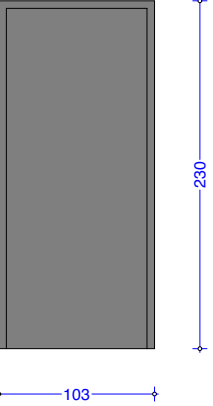
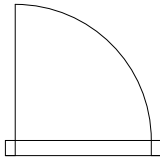
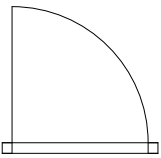
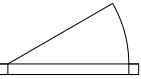
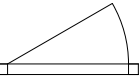
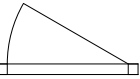
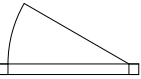
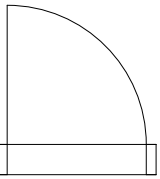
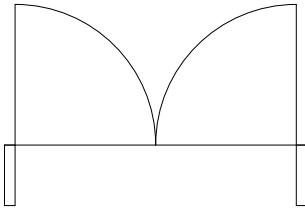
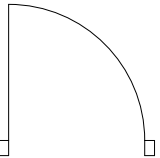


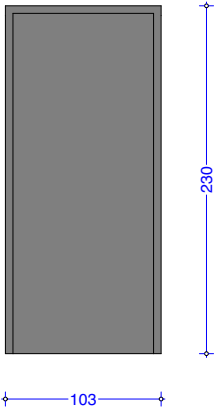
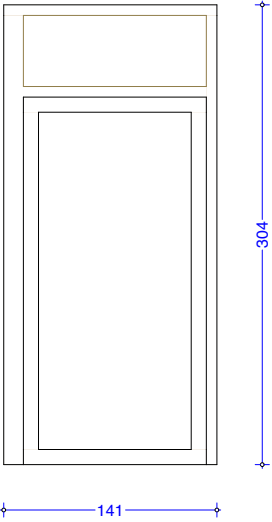
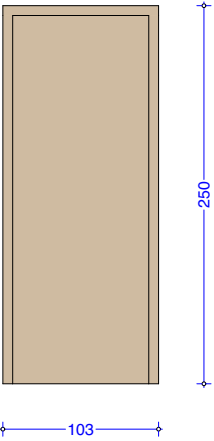
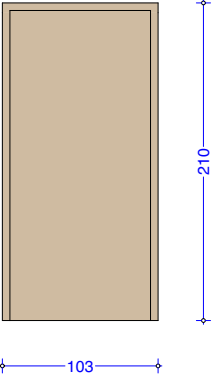
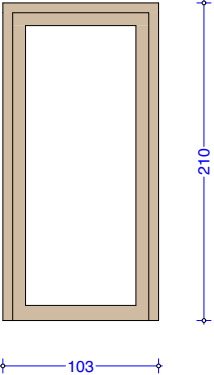
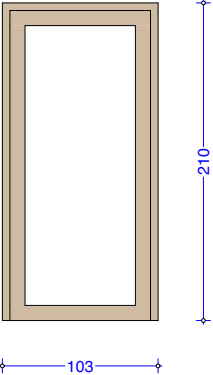
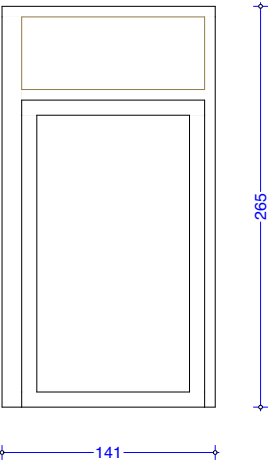
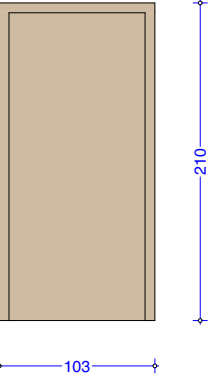
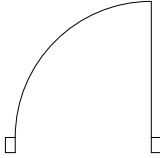
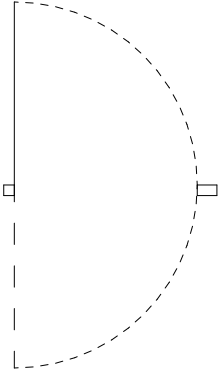
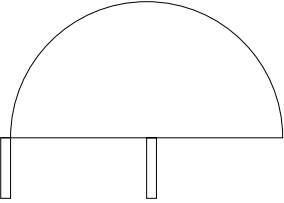
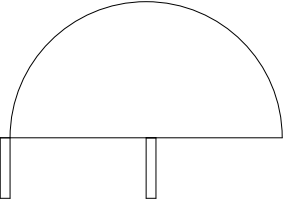
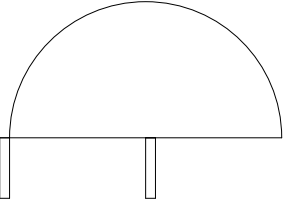
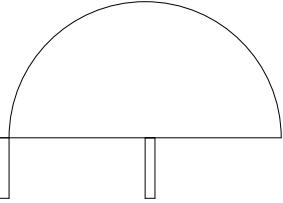
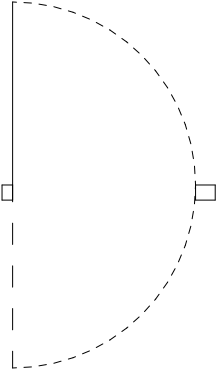
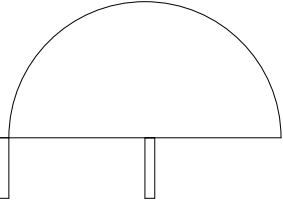
MIN 0 Menuiseries Interieures RdC

N° Porte	P0TR1	P0TR2	P001	P002	P003	P004	P005	P006
Hauteur	210	210	265	210	210	210	210	210
Largeur	65	102 ⁵	141	103	103	103	103	103
Structure de Mur	Cloison	Cloison	Cloison 98/48	Béton de Terre	Béton de Terre	Cloison 98/48	Cloison 98/48	Béton de Terre
Épaisseur de Mur	5	5	10	40	40	10	10	40
Huisserie	façade de gaine	façade de gaine	Bois	Bois	Bois	Bois	Bois	Bois
Finition	Porte Prépeinte	Porte Prépeinte	Vitrée; Porte - Cadre bois	Porte - Bois Stratifié	Vitrée; Porte - Cadre bois	Porte - Bois Stratifié	Porte - Bois Stratifié	Porte - Bois Stratifié
Vue de côté d'ébrasure								
Vue en plan								
Quantité	1	1	1	1	1	1	1	1










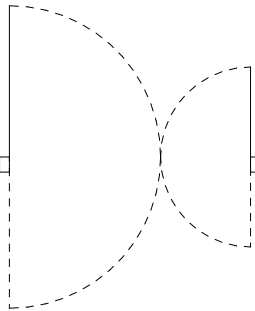
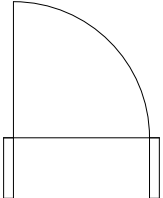
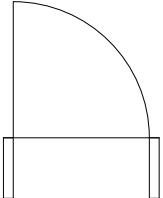
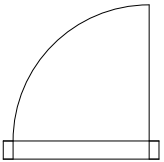
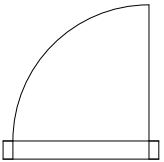
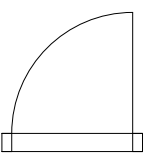
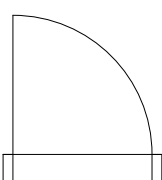
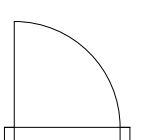
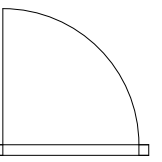
MIN 0 Menuiseries Interieures RdC							
N° Porte	P007	P008	P009	P010	P011	P012	P013
Hauteur	210	250	304	305	230	230	210
Largeur	103	103	141	200	103	103	105
Structure de Mur	Béton de Terre	Béton de Terre	Cloison	Béton de Terre	Cloison 98/48	Cloison 98/48	Béton DALLE
Épaisseur de Mur	20	40	7	40	10	10	20
Huisserie	Bois	Bois	Bois	Bois	Bois	Bois	Bois
Finition	Porte - Bois Stratifié	Porte - Bois Stratifié	Vitrée; Porte - Cadre bois	Porte - Cadre bois	Porte - Bois stratifiée	Porte - Bois stratifiée	Porte - sous tenture+lattis
Vue de côté d'ébrasure							
Vue en plan							
Quantité	1	1	1	1	1	1	1

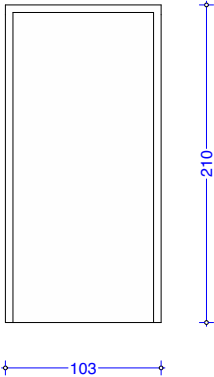
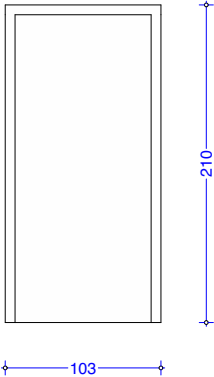
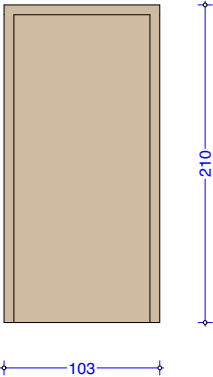
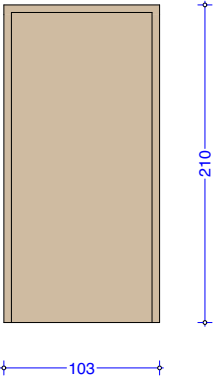
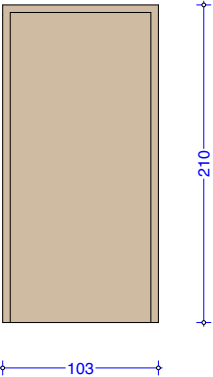
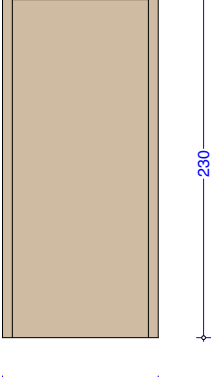
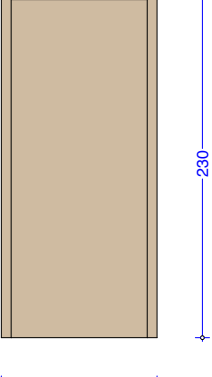
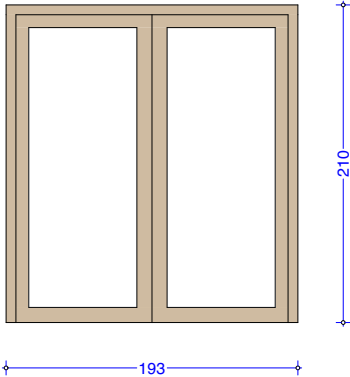
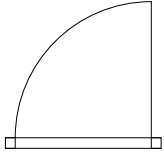
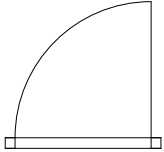
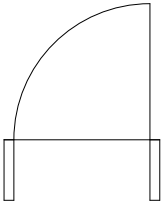
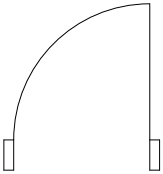
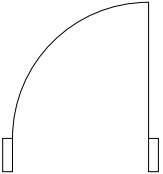
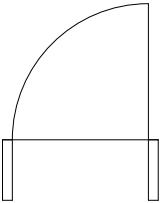
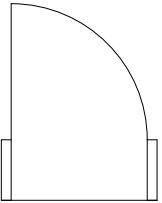
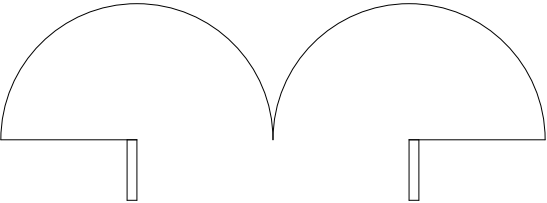
MIN 0 Menuiseries Interieures RdC

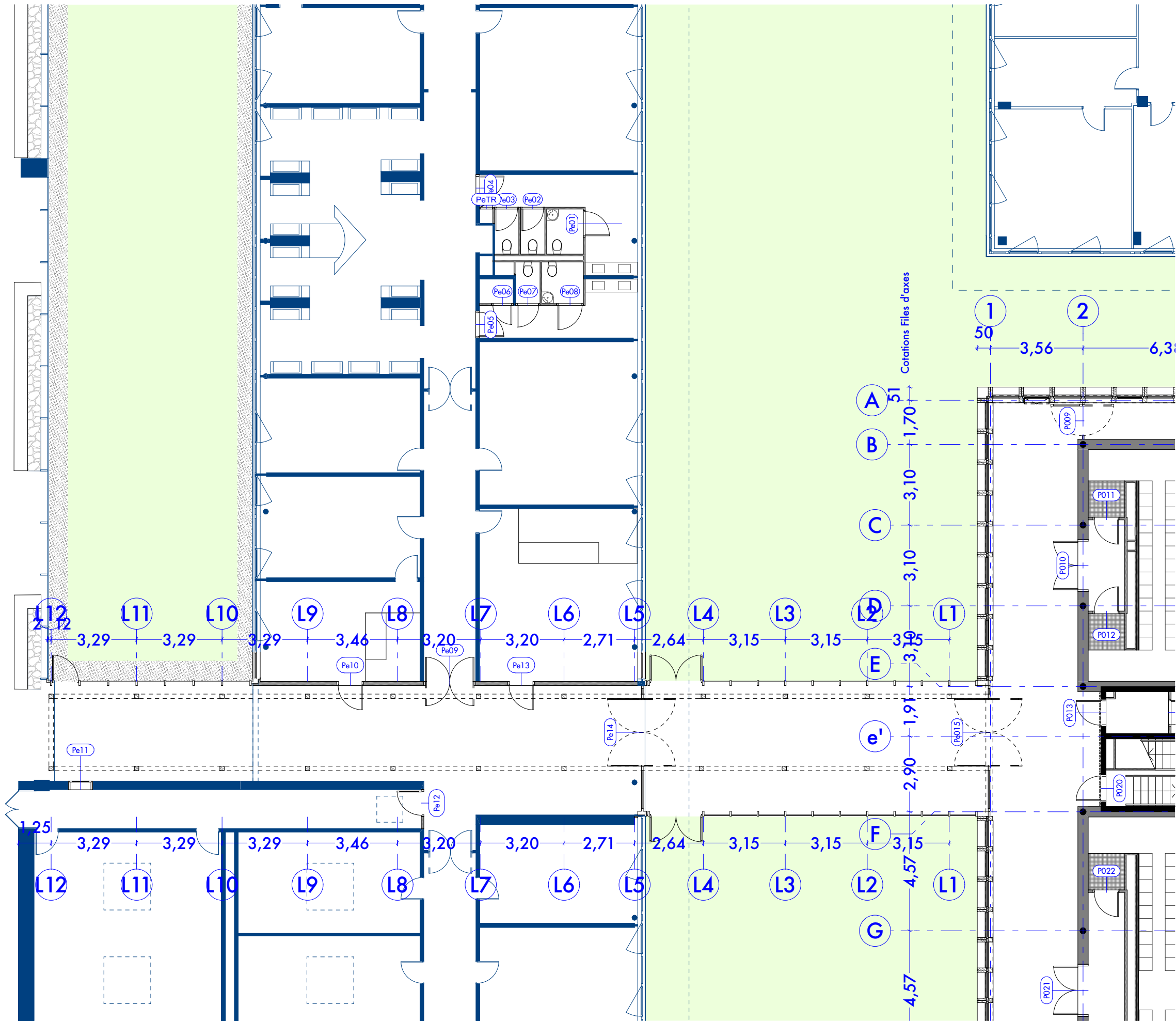
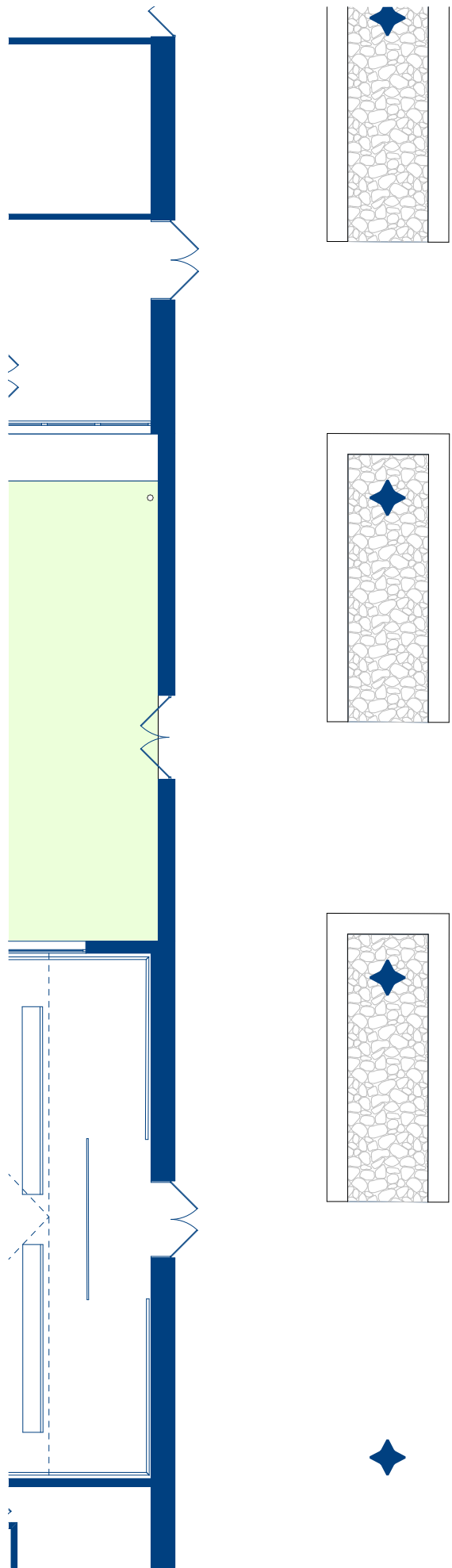
N° Porte	P014	P015	P016	P017	P018	P019	P020	P021	P022
Hauteur	210	210	210	210	210	210	210	305	230
Largeur	103	103	93	93	93	93	105	200	103
Structure de Mur	Cloison 98/48	Cloison 72/48	Cloison 72/48	Cloison 72/48	Cloison 72/48	Cloison 72/48	Béton DALLE	Béton de Terre	Cloison 98/48
Épaisseur de Mur	10	7	7	7	7	7	20	40	10
Huissérie	Bois	Bois	Bois	Bois	Bois	Bois	Bois	Bois	Bois
Finition	Porte Prépeinte	Porte Prépeinte	Porte Prépeinte	Porte Prépeinte	Porte Prépeinte	Porte Prépeinte	Porte - sous tenture+lattis	Porte - Cadre bois	Porte - Bois stratifiée
Vue de côté d'ébrasure									
Vue en plan									
Quantité	1	1	1	1	1	1	1	1	1

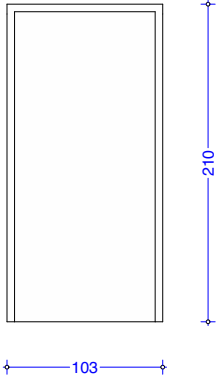
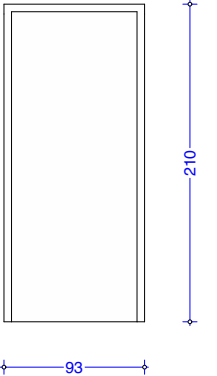
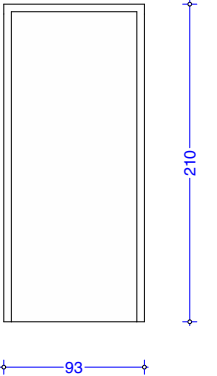
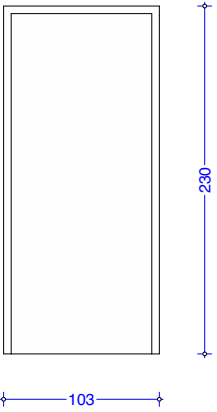
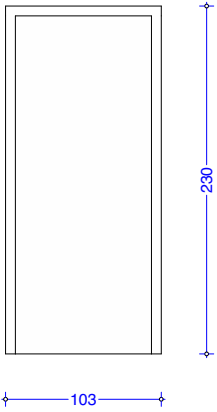
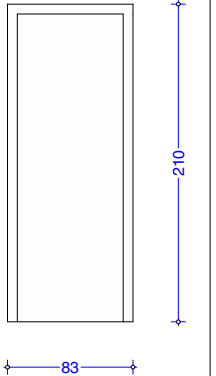
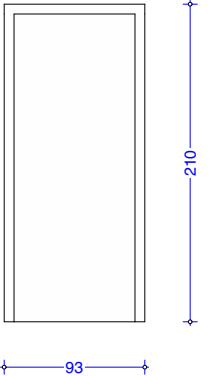
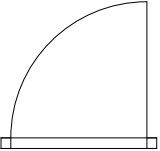
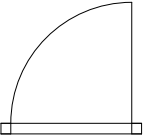
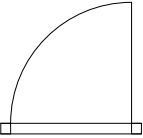
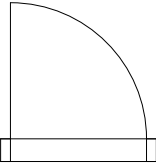
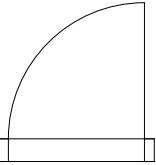
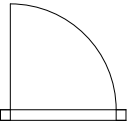
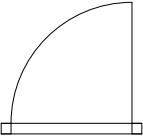
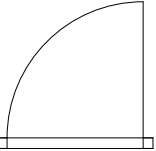
MIN 0 Menuiseries Interieures RdC								
N° Porte	P023	P024	P025	P026	P027	P028	P029	P030
Hauteur	230	304	250	210	210	210	265	210
Largeur	103	141	103	103	103	103	141	103
Structure de Mur	Cloison 98/48	Cloison	Béton de Terre	Béton de Terre	Béton de Terre	Béton de Terre	Cloison 98/48	Béton de Terre
Épaisseur de Mur	10	7	40	40	40	40	10	40
Huisserie	Bois	Bois	Bois	Bois	Bois		Bois	Bois
Finition	Porte - Bois stratifiée	Vitrée; Porte - Cadre bois	Porte - Bois Stratifié	Porte - Bois Stratifié	Vitrée; Porte - Cadre bois	Vitrée; Porte - Cadre bois	Vitrée; Porte - Cadre bois	Porte - Bois Stratifié
Vue de côté d'ébrasure								
Vue en plan								
Quantité	1	1	1	1	1	1	1	1


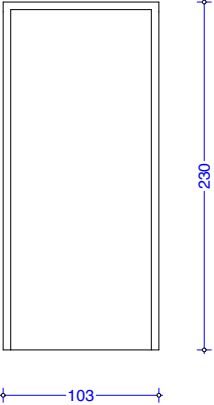
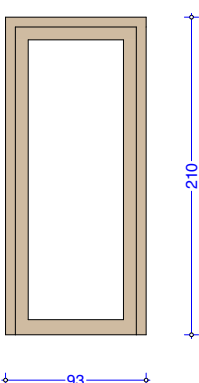
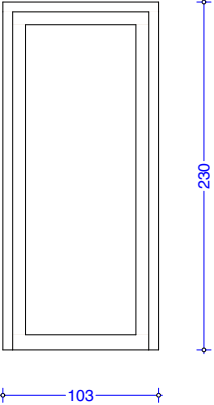
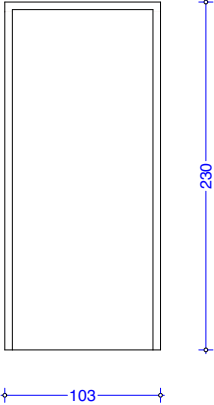
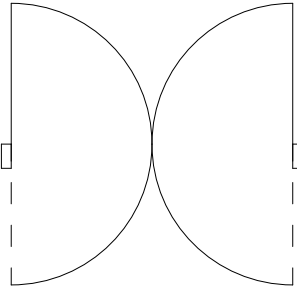
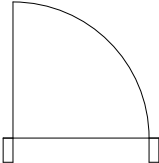

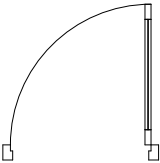
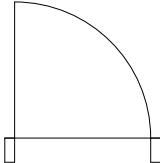
MIN 0 Menuiseries Interieures RdC

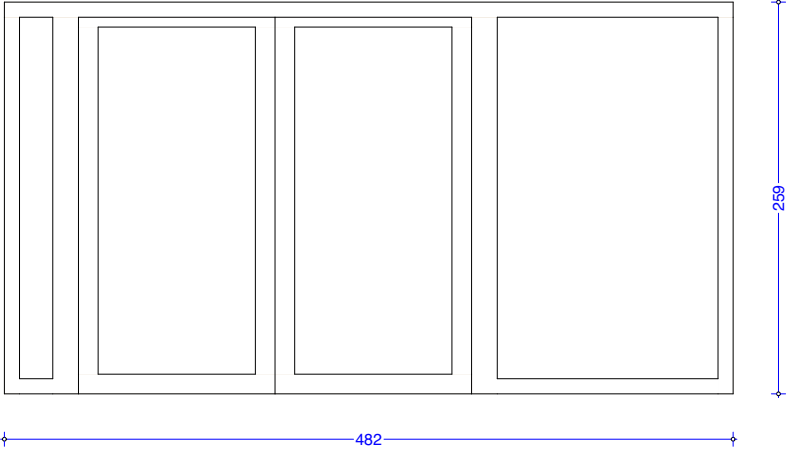

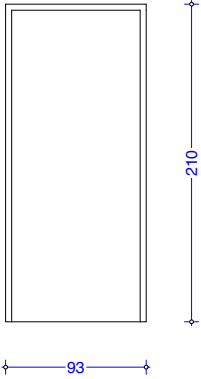
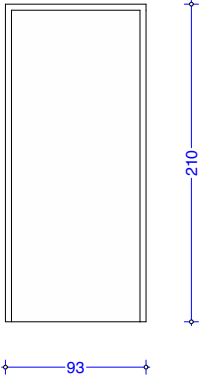
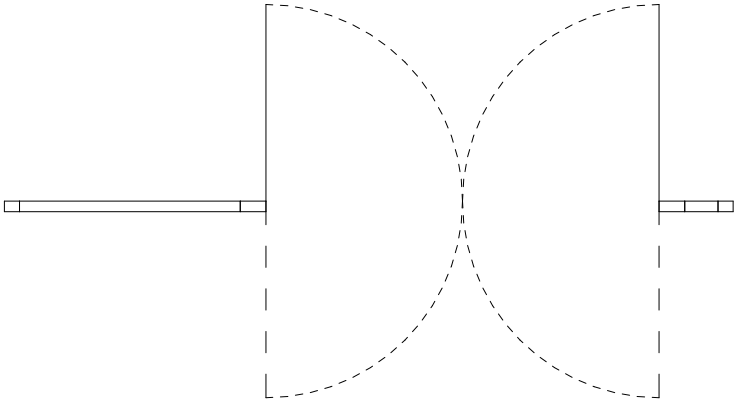
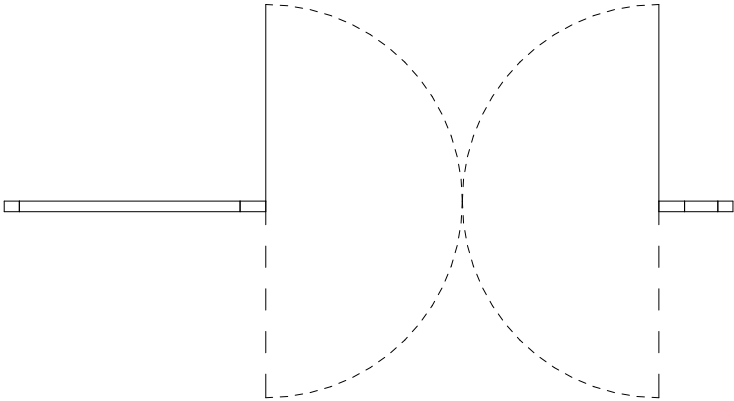
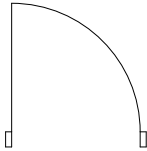
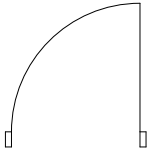
N° Porte	P031	P032	P033	P034	P035	P036	P037	P038	P039
Hauteur	265	210	210	210	210	210	210	210	210
Largeur	172 ⁵	103	103	103	103	93	105	83	103
Structure de Mur	Cloison 98/48	Béton de Terre	Béton de Terre	Cloison SAD 120	Cloison SAD 120	Cloison SAD 120	Béton DALLE	Cloison 98/48	Cloison 72/48
Épaisseur de Mur	10	40	40	12	12	12	20	10	7
Huissérie	Bois	Bois	Bois	Bois	Bois	Bois	Bois	Bois	Bois
Finition	Vitrée; Porte - Cadre bois	Porte - Bois Stratifié	Porte - Bois Stratifié	Porte - Bois Stratifié	Porte - Bois Stratifié	Porte - Bois Stratifié	Porte - sous tenture+lattis	Porte Prépeinte	Porte Prépeinte
Vue de côté d'ébrasure									
Vue en plan									
Quantité	1	1	1	1	1	1	1	1	1


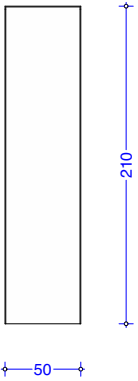
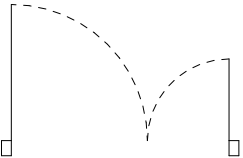

MIN 0 Menuiseries Interieures RdC								
N° Porte	P040	P041	P042	P043	P044	P045	P046	P047
Hauteur	210	210	210	210	210	230	230	210
Largeur	103	103	103	103	103	103	103	193
Structure de Mur	Cloison 72/48	Cloison 72/48	Béton de Terre	Béton de Terre	Béton	Béton de Terre	Béton de Terre	Béton de Terre
Épaisseur de Mur	7	7	40	20	22	40	40	40
Huisserie	Bois	Bois	Bois	Bois	Bois	Bois	Bois	Bois
Finition	Porte Prépeinte	Porte Prépeinte	Porte - Bois Stratifié	Porte - Bois Stratifié	Porte - Bois Stratifié	Porte - Bois Stratifié	Porte - Bois Stratifié	Vitrée; Porte - Cadre bois
Vue de côté d'ébrasure								
Vue en plan								
Quantité	1	1	1	1	1	1	1	1



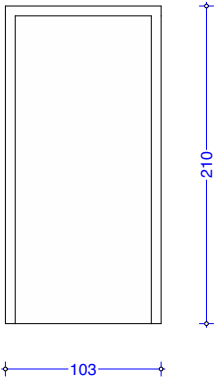
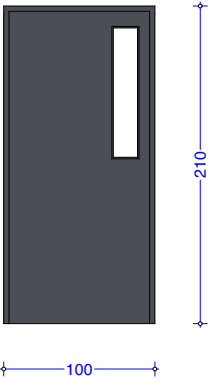
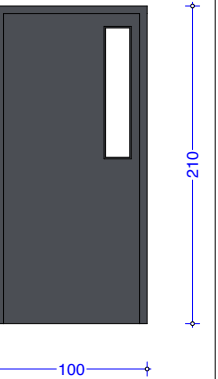
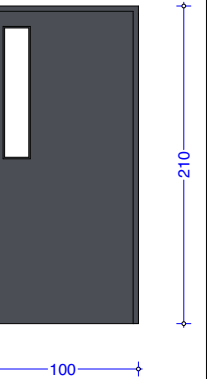
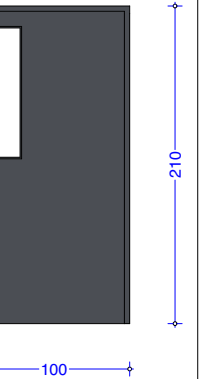
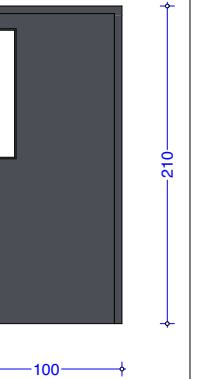
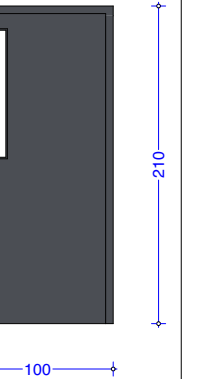
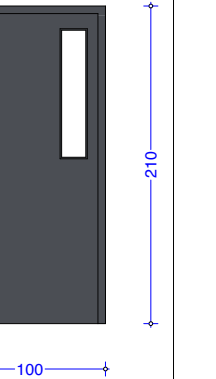

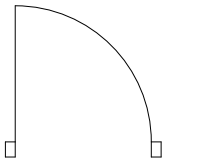
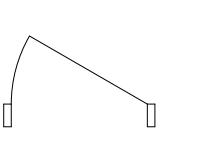
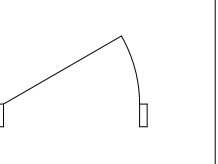
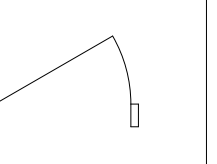
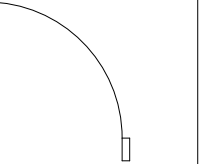
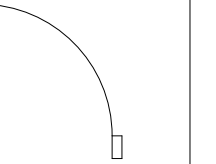
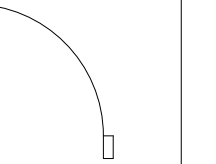
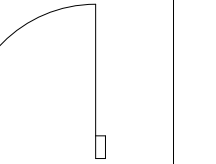
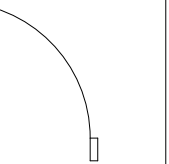
MIN 0e Menuiseries Interieures RdC existant								
ID de l'élément	Pe01	Pe02	Pe03	Pe04	Pe05	Pe06	Pe07	Pe08
Hauteur	210	210	210	230	230	210	210	210
Largeur	103	93	93	103	103	83	93	103
Largeur	103	93	93	103	103	83	93	103
Structure de Mur	Cloison 72/48	Cloison 72/48	Cloison 72/48	Béton	Béton	Cloison 72/48	Cloison 72/48	Cloison 72/48
Épaisseur de Mur	7	7	7	15	15	7	7	7
Huisserie	Bois	Bois	Bois	Bois	Bois	Bois	Bois	Bois
Finition	Porte Prépeinte	Porte Prépeinte	Porte Prépeinte	Porte Prépeinte	Porte Prépeinte	Porte Prépeinte	Porte Prépeinte	Porte Prépeinte
Vue de côté d'ébrasure								
Vue en plan								
Quantité	1	1	1	1	1	1	1	1



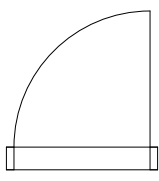
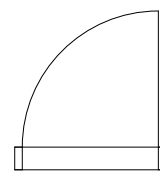
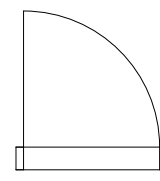
MIN 0e Menuiseries Interieures RdC existant					
ID de l'élément	Pe09	Pe10	Pe11	Pe12	Pe13
Hauteur	230	230	210	230	230
Largeur	199	103	93	103	103
Largeur	199	103	93	103	103
Structure de Mur	Cloison SAD 160	Cloison SAD 160	Béton	Cloison 98/48	Cloison SAD 160
Épaisseur de Mur	16	16	33	10	16
Huisserie	Bois	Bois	Bois	Bois	Bois
Finition	Porte - Bois Stratifié	Porte - Bois Stratifié	Vitrée; Porte - Cadre bois	Vitrée; Porte - Cadre bois	Porte - Bois Stratifié
Vue de côté d'ébrasure					
Vue en plan					
Quantité	1	1	1	1	1






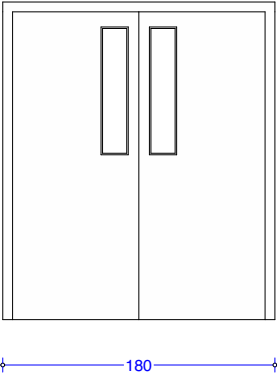



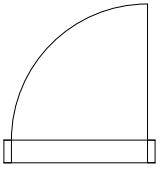
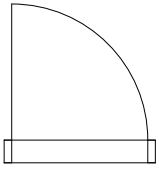
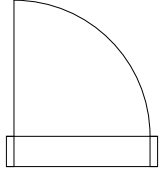
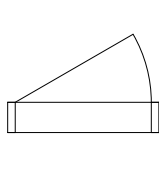
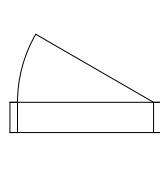
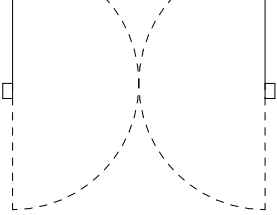
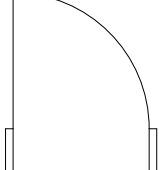
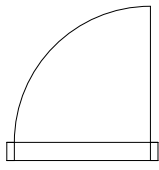
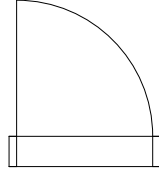
MIN 0e Menuiseries Interieures RdC existant				
ID de l'élément	Pe14	Pe015	Pe16	Pe17
Hauteur	249	251	210	210
Largeur	260	260	93	93
Largeur	260	260	93	93
Structure de Mur	Bois horizontal	Serrurerie	Cloison 98/48	Cloison 98/48
Épaisseur de Mur	7	7	10	10
Huisserie	Bois	Bois	Bois	Bois
Finition	Vitrée; Porte - Cadre bois	Vitrée; Porte - Cadre bois	Porte Prépeinte	Porte Prépeinte
Vue de côté d'ébrasure				
Vue en plan				
Quantité	1	1	1	1

MIN 0e Menuiseries Interieures RdC existant		
ID de l'élément	Pe18	PeTR
Hauteur	241	210
Largeur	157	50
Largeur	157	50
Structure de Mur	Cloison 98/48	Cloison 72/48
Épaisseur de Mur	10	7
Huisserie		Bois
Finition	Porte Prépeinte	Porte Prépeinte
Vue de côté d'ébrasure		
Vue en plan		
Quantité	1	1

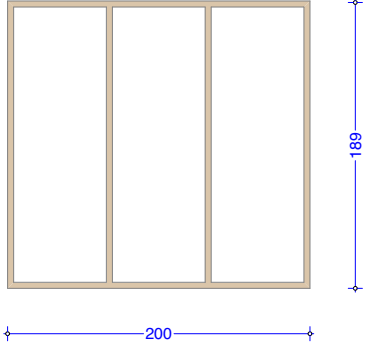
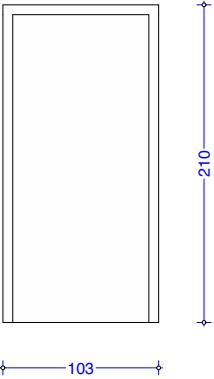

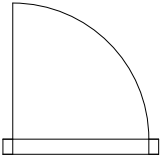
MIN 0d Menuiseries Interieures RdC dépôt

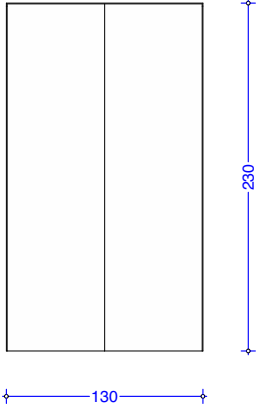
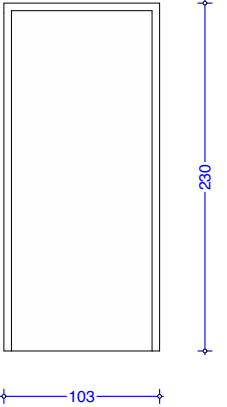
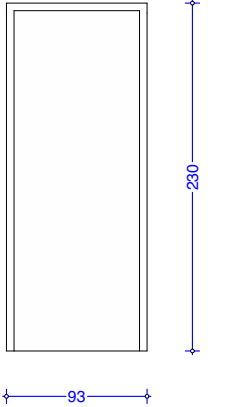
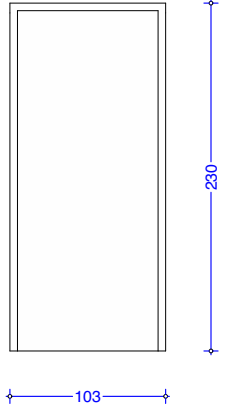

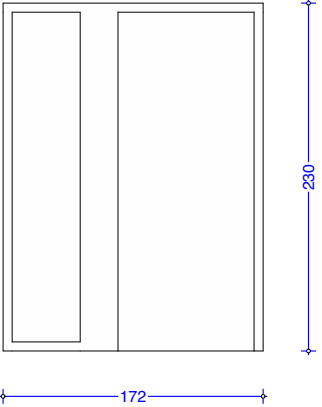
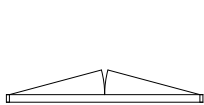
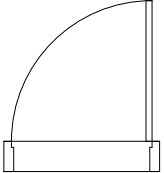
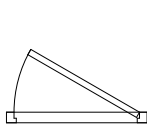
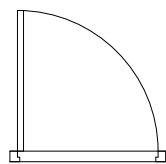
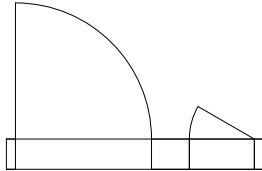
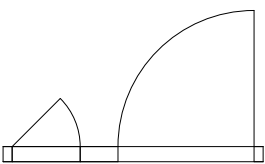
ID de l'élément	Pd01	Pd02	Pd03	Pd04	Pd05	Pd06	Pd07	Pd08	Pd09
Hauteur	210	210	210	210	210	210	210	210	210
Largeur	103	100	100	100	100	100	100	100	100
Largeur	103	100	100	100	100	100	100	100	100
Structure de Mur	Cloison 98/48	Maçonnerie	Maçonnerie	Maçonnerie	Béton	Maçonnerie	Maçonnerie	Maçonnerie	Maçonnerie
Épaisseur de Mur	10	15	15	15	15	15	15	15	15
Huisserie									
Finition	Porte Prépeinte	Porte - Acier; Oculus	Porte - Acier; Oculus	Porte - Acier; Oculus	Porte - Acier; Oculus	Porte - Acier; Oculus	Porte - Acier; Oculus	Porte - Acier; Oculus	Porte - Acier; Oculus
Vue de côté d'ébrasure									
Vue en plan									
Quantité	1	1	1	1	1	1	1	1	1

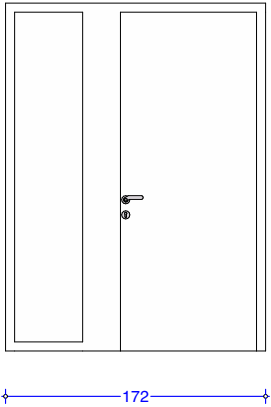




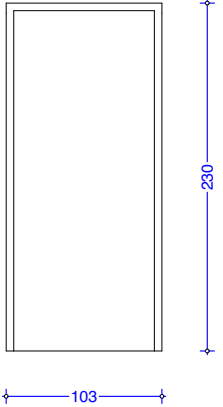
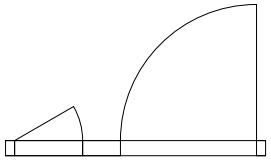
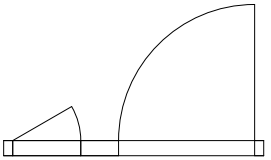
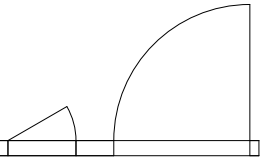
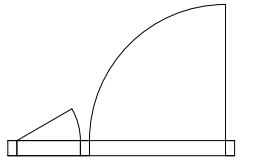
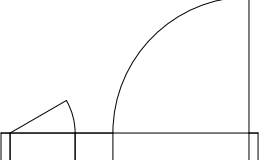
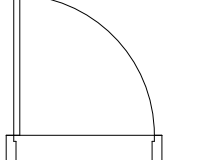
MIN 0d Menuiseries Interieures RdC dépôt									
ID de l'élément	Pd010	Pd011	Pd012	Pd013	Pd014	Pd015	Pd016	Pd17	Pd018
Hauteur	210	210	210	210	210	210	210	210	210
Largeur	100	100	100	100	100	100	100	100	100
Largeur	100	100	100	100	100	100	100	100	100
Structure de Mur	Béton	Maçonnerie	Maçonnerie	Maçonnerie	Maçonnerie	Maçonnerie	Maçonnerie	Maçonnerie	Maçonnerie
Épaisseur de Mur	30	15	15	15	15	15	15	15	15
Huisserie									
Finition	Porte - Acier; Oculus	Porte - Acier; Oculus	Porte - Acier; Oculus	Porte - Acier; Oculus	Porte - Acier; Oculus	Porte - Acier; Oculus	Porte - Acier; Oculus	Porte - Acier; Oculus	Porte - Acier; Oculus
Vue de côté d'ébrasure									
Vue en plan									
Quantité	1	1	1	1	1	1	1	1	1

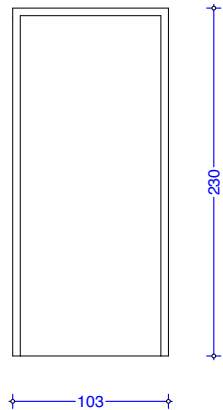
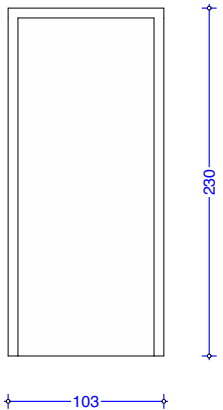
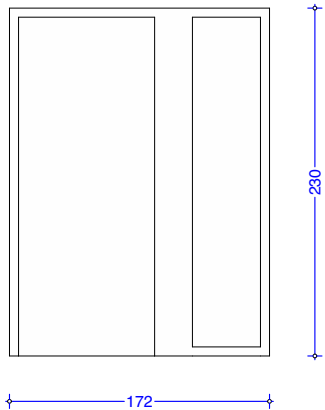
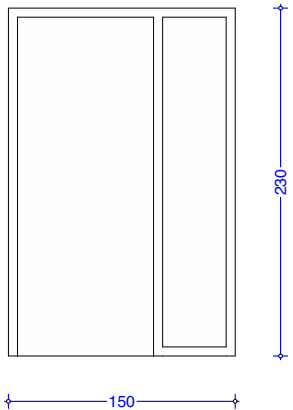
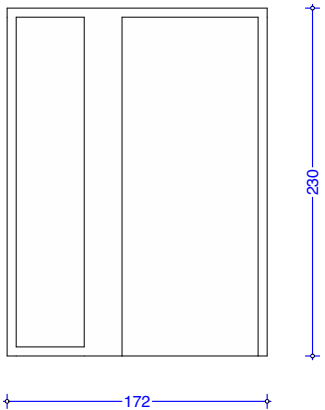
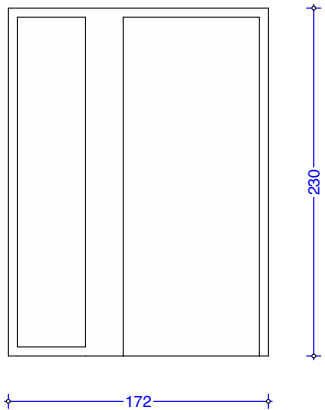
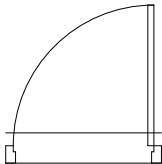
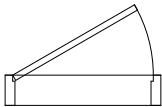
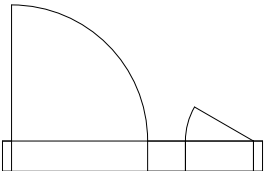
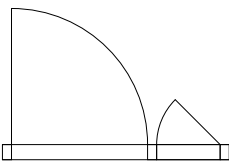
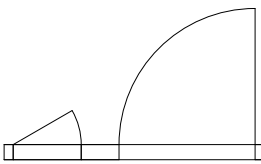
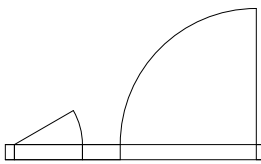
MIN 0d Menuiseries Interieures RdC dépôt									
ID de l'élément	Pd019	Pd020	Pd021	Pd022	Pd023	Pd024	Pd025	Pd026	Pd027
Hauteur	210	210	210	210	210	210	210	210	210
Largeur	100	100	100	100	100	180	100	100	100
Largeur	100	100	100	100	100	180	100	100	100
Structure de Mur	Maçonnerie	Maçonnerie	Béton	Béton	Béton	Béton	Béton	Maçonnerie	Béton
Épaisseur de Mur	15	15	20	20	20	10	30	12	20
Huisserie									
Finition	Porte - Acier; Oculus	Porte - Acier; Oculus	Porte - Acier; Oculus	Porte - Acier	Porte - Acier	Porte Prépeinte; Oculus	Porte - Acier; Oculus	Porte - Acier; Oculus	Porte - Acier; Oculus
Vue de côté d'ébrasure									
Vue en plan									
Quantité	1	1	1	1	1	1	1	1	1



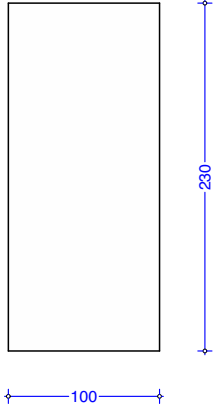
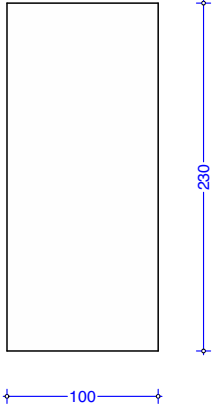

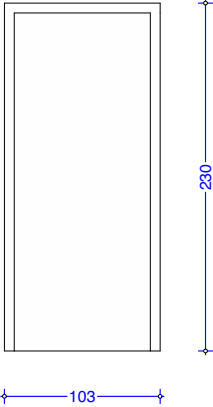
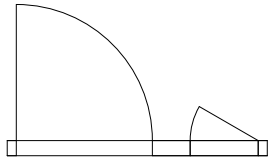
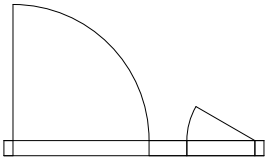


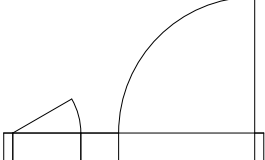
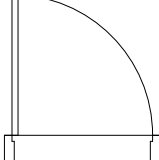
MIN 0d Menuiseries Interieures RdC dépôt								
ID de l'élément	Pd028	Pd029	Pd030	Pd031	Pd032	Pd033	PdTR1	PdTR2
Hauteur	210	210	210	210	210	210	210	210
Largeur	100	100	100	100	100	100	60	60
Largeur	100	100	100	100	100	100	60	60
Structure de Mur	Béton	Béton	Béton	Béton	Béton	Béton	Maçonnerie	Béton
Épaisseur de Mur	20	20	20	20	20	20	15	20
Huisserie								
Finition	Porte - Acier; Oculus	Porte - Acier; Oculus	Porte - Acier; Oculus	Porte - Acier; Oculus	Porte - Acier; Oculus	Porte - Acier; Oculus	Porte - Acier	Porte - Acier
Vue de côté d'ébrasure								
Vue en plan								
Quantité	1	1	1	1	1	1	7	1

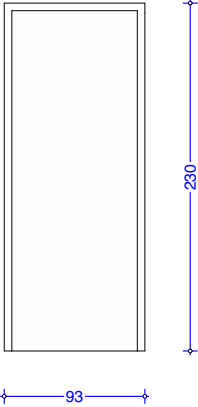
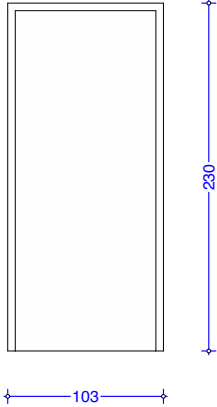
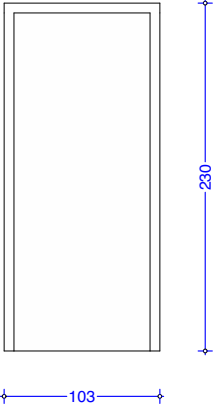
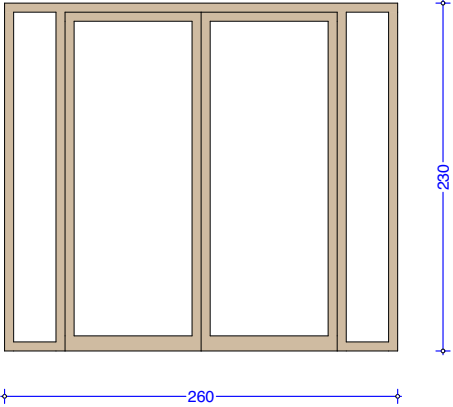
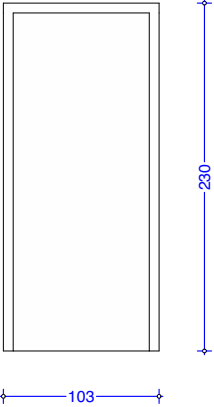
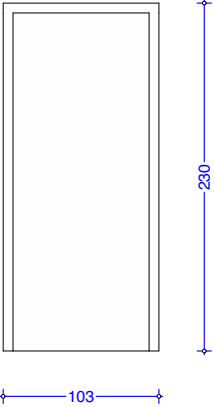
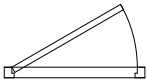
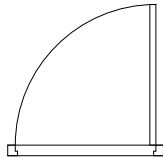
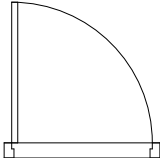
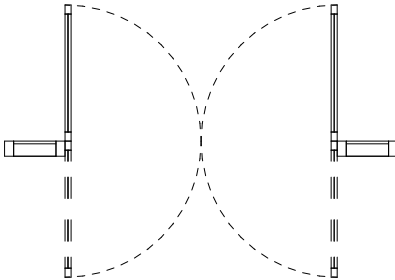
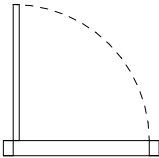
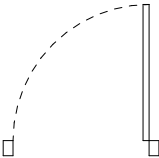
MIN 1 Menuiseries Interieures R+1			
ID de l'élément	C10	P11	
Hauteur	190	210	
Largeur	200	103	
Largeur	200	103	
Structure de Mur	Béton	Cloison 98/48	
Épaisseur de Mur	22	10	
Huisserie		Bois	
Finition	Vitrée; Châssis - Bois	Porte Prépeinte	F
Vue de côté d'ébrasure			
Vue en plan			
Quantité	2	1	

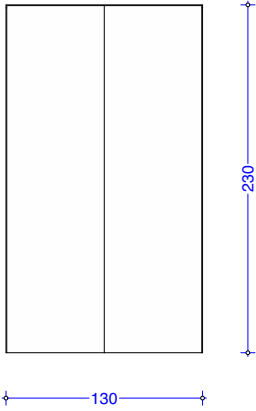
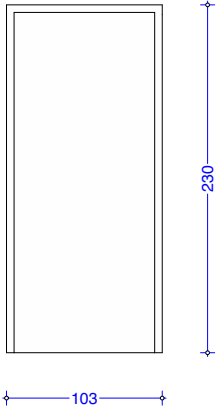
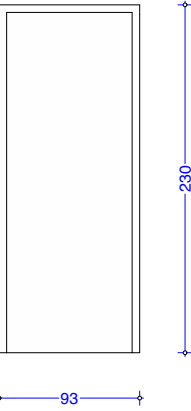
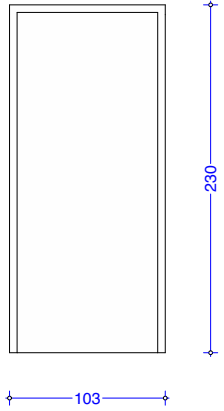
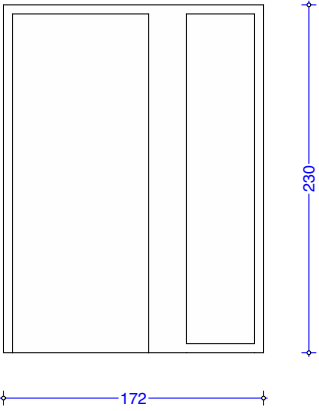
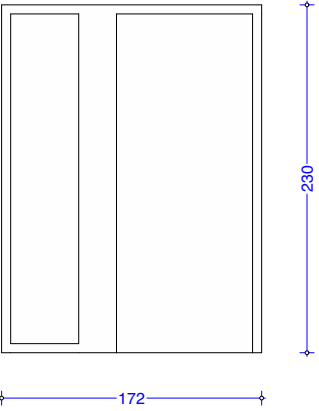
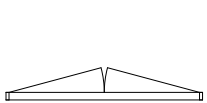
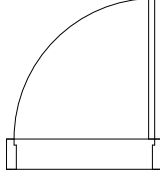
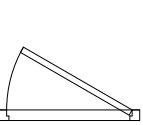
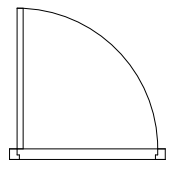
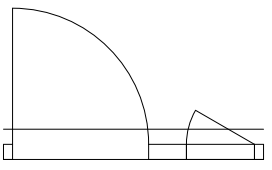
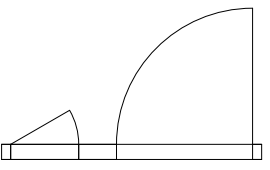
MIN 2 Menuiseries Interieures R+2						
ID de l'élément	P2TR	P201	P201A	P201B	P202	P203
Hauteur	230	230	230	230	230	230
Largeur	130	103	93	103	170	172
Largeur	130	103	93	103	170	172
Structure de Mur	Cloison	Béton	Cloison 72/48	Cloison 72/48	Béton	Cloison Terre Crue
Épaisseur de Mur	5	20	7	7	20	10
Huisserie	façade de gaine				Bois	Bois
Finition	Porte Prépeinte	Porte Prépeinte	Porte Prépeinte	Porte Prépeinte	Porte Prépeinte	Porte Prépeinte
Vue de côté d'ébrasure						
Vue en plan						
Quantité	2	1	1	1	1	1





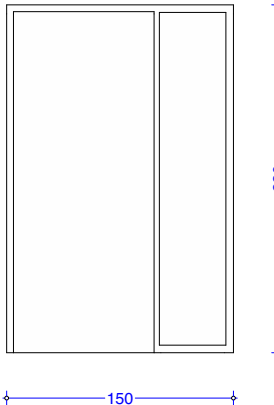
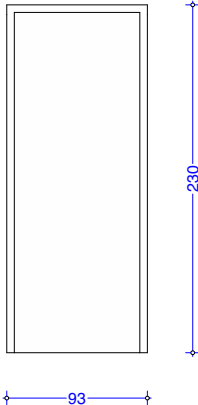
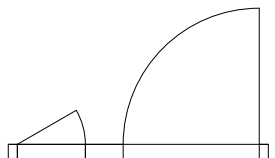
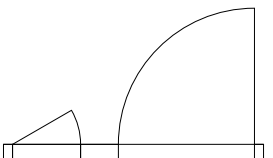
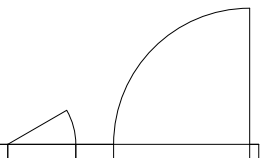
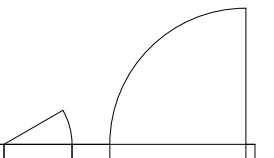
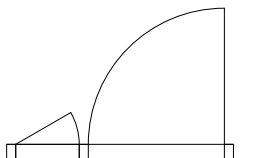
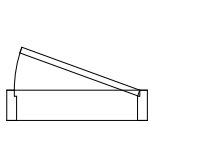
MIN 2 Menuiseries Interieures R+2						
ID de l'élément	P204	P205	P206	P207	P208	P209
Hauteur	230	230	230	230	230	230
Largeur	172	172	172	150	170	103
Largeur	172	172	172	150	170	103
Structure de Mur	Cloison Terre Crue	Cloison Terre Crue	Cloison Terre Crue	Cloison 98/48	Béton	Béton
Épaisseur de Mur	10	10	10	10	20	20
Huisserie	Bois	Bois	Bois	Bois	Bois	Bois
Finition	Métal - Acier inoxydable; TRILUX_Silver_grey; Porte Prépeinte	Porte Prépeinte	Porte Prépeinte	Porte Prépeinte	Porte Prépeinte	Porte Prépeinte
Vue de côté d'ébrasure						
Vue en plan						
Quantité	1	1	1	1	1	1




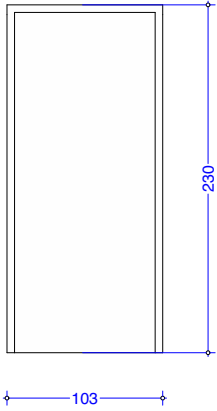
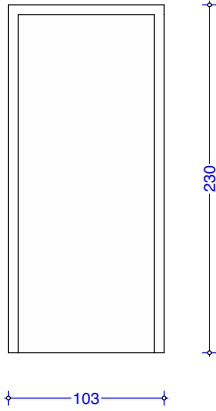
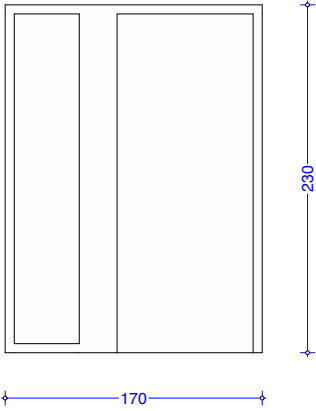
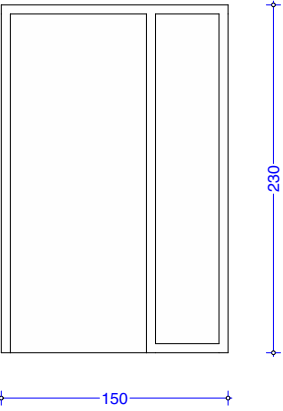
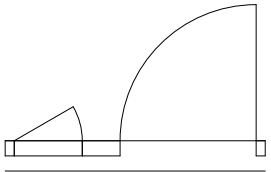
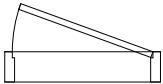
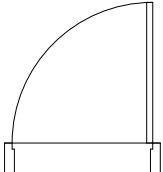
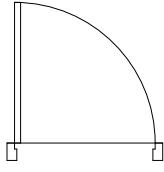
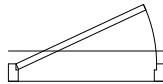
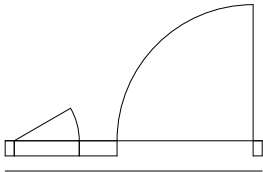
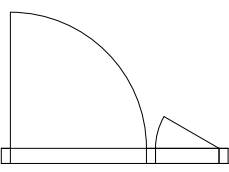
MIN 2 Menuiseries Interieures R+2						
ID de l'élément	P210	P211	P212	P213	P214	P215
Hauteur	230	230	230	230	230	230
Largeur	103	103	172	150	172	172
Largeur	103	103	172	150	172	172
Structure de Mur	Béton	Béton	Béton	Cloison 98/48	Cloison Terre Crue	Cloison Terre Crue
Épaisseur de Mur	20	20	20	10	10	10
Huisserie		Bois	Bois	Bois	Bois	Bois
Finition	Porte Prépeinte	Porte Prépeinte	Porte Prépeinte	Porte Prépeinte	Porte Prépeinte	Porte Prépeinte
Vue de côté d'ébrasure						
Vue en plan						
Quantité	1	1	1	1	1	1

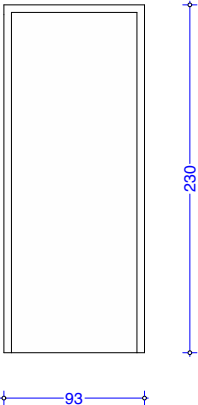
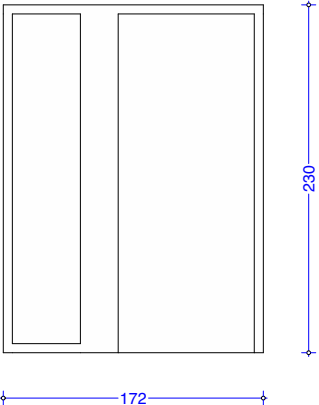
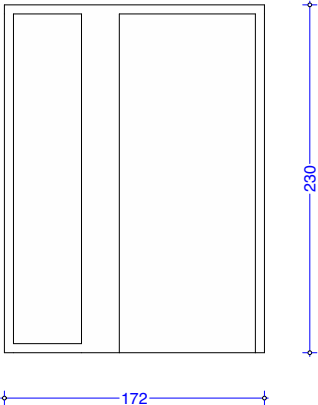
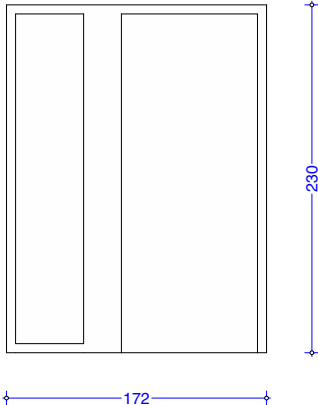
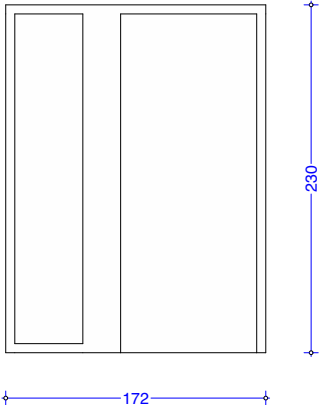
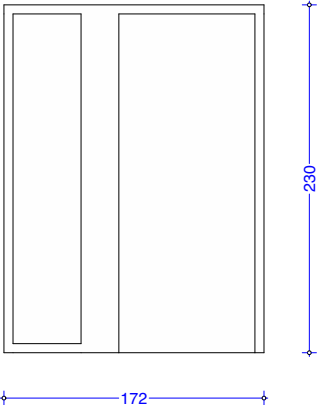
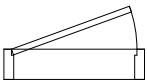
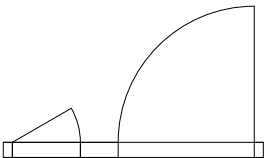
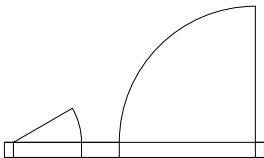
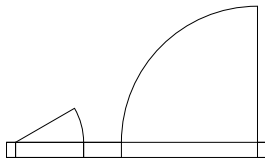
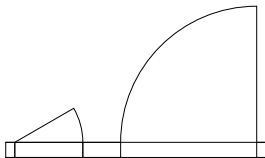
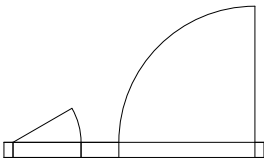
MIN 2 Menuiseries Interieures R+2						
ID de l'élément	P216	P217	P217A	P217B	P218	P219
Hauteur	230	230	230	230	230	230
Largeur	172	172	100	100	172	103
Largeur	172	172	100	100	172	103
Structure de Mur	Cloison Terre Crue	Cloison Terre Crue	Cloison 98/48	Cloison 98/48	Béton	Béton
Épaisseur de Mur	10	10	10	10	20	20
Huisserie	Bois		Bois	Bois	Bois	
Finition	Porte Prépeinte	Porte Prépeinte	Porte Prépeinte	Porte Prépeinte	Porte Prépeinte	Porte Prépeinte
Vue de côté d'ébrasure						
Vue en plan						
Quantité	1	1	1	1	1	1



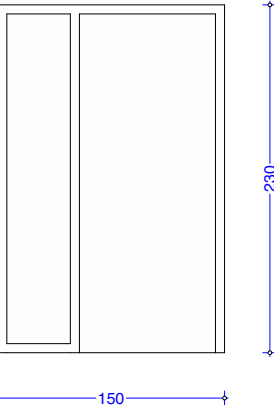

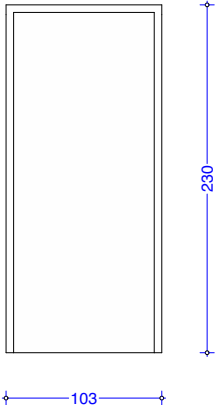
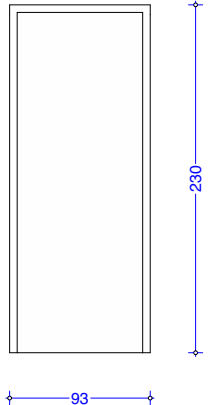
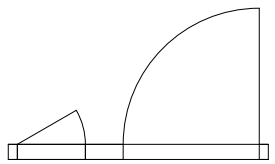
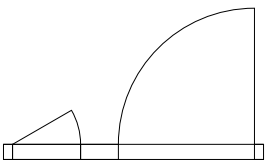
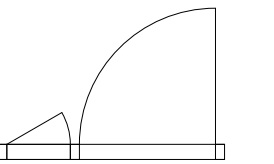
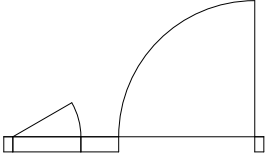
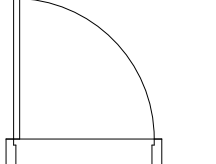
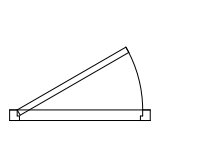
MIN 2 Menuiseries Interieures R+2						
ID de l'élément	P219A	P219B	P220	P221	P222	P223
Hauteur	230	230	230	224	230	230
Largeur	93	103	103	180	103	103
Largeur	93	103	103	180	103	103
Structure de Mur	Cloison 72/48	Cloison 72/48	Cloison Terre Crue	Cloison	Cloison 98/48	Cloison 98/48
Épaisseur de Mur	7	7	10	10	10	10
Huisserie			Bois	Bois	Bois	Bois
Finition	Porte Prépeinte	Porte Prépeinte	Porte Prépeinte	Vitrée; Porte - Cadre bois	Porte Prépeinte	Porte Prépeinte
Vue de côté d'ébrasure						
Vue en plan						
Quantité	1	1	1	1	1	1

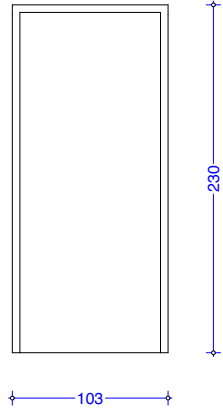
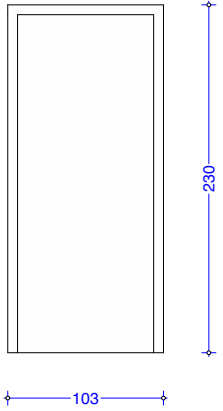
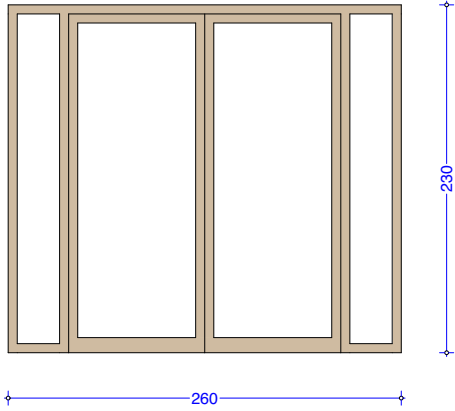
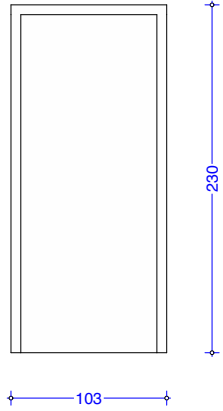
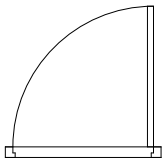
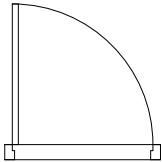
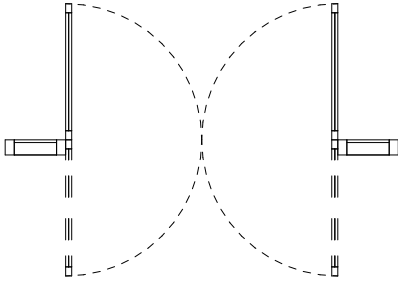
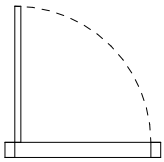
MIN 3 Menuiseries Interieures R+3						
ID de l'élément	P3TR	P301	P301A	P301B	P302	P303
Hauteur	230	230	230	230	230	230
Largeur	130	103	93	103	172	172
Largeur	130	103	93	103	172	172
Structure de Mur	Cloison	Béton	Cloison 72/48	Cloison 72/48	Béton	Cloison Terre Crue
Épaisseur de Mur	5	20	7	7	20	10
Huisserie	façade de gaine				Bois	Bois
Finition	Porte Prépeinte	Porte Prépeinte	Porte Prépeinte	Porte Prépeinte	Porte Prépeinte	Porte Prépeinte
Vue de côté d'ébrasure						
Vue en plan						
Quantité	2	1	1	1	1	1

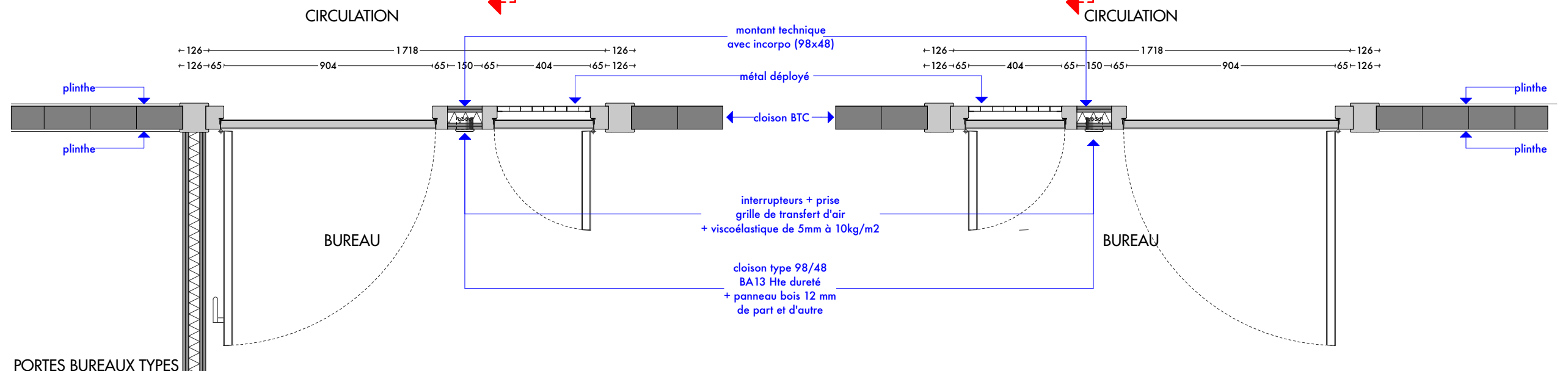
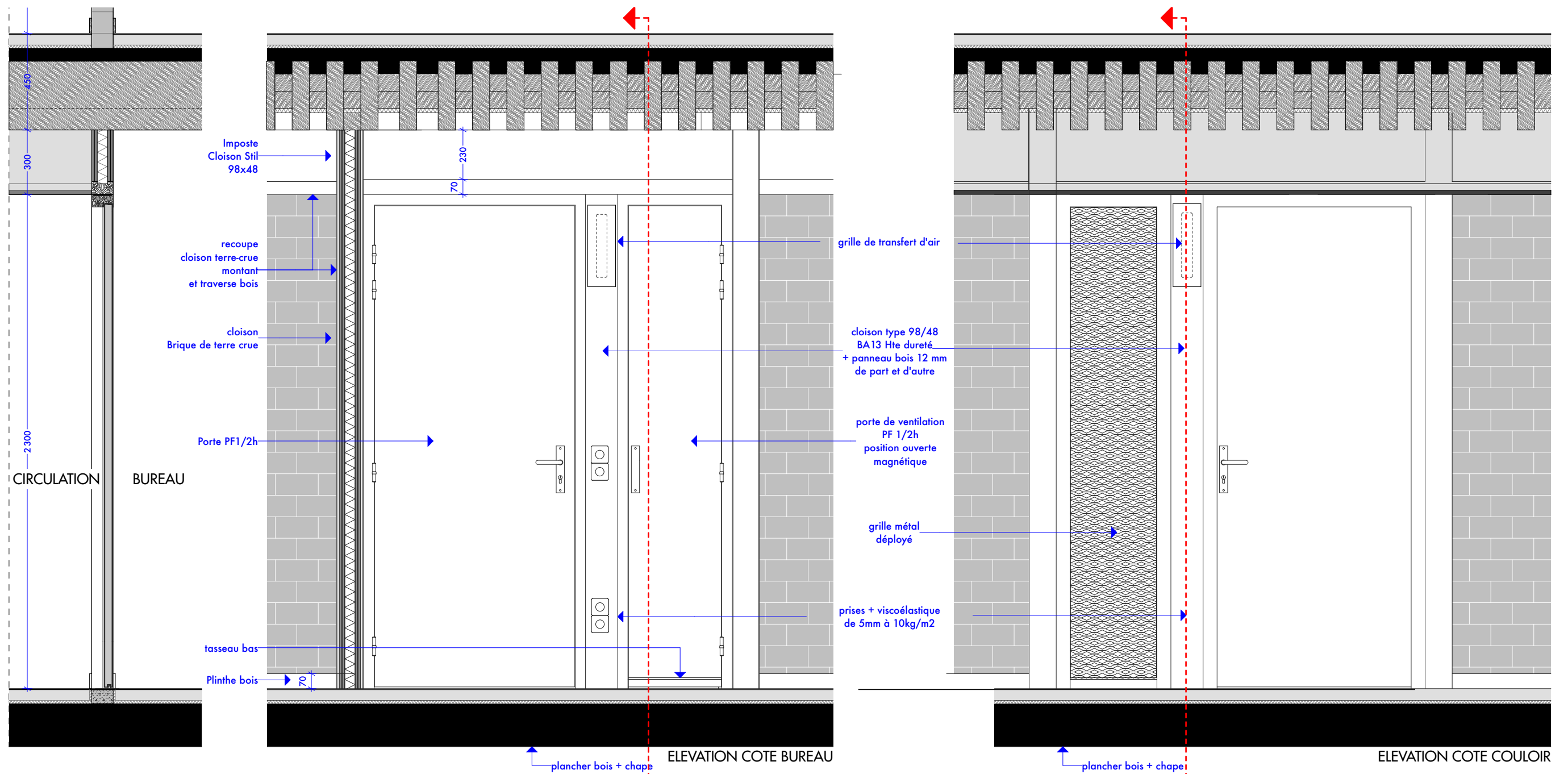
MIN 3 Menuiseries Interieures R+3						
ID de l'élément	P304	P305	P306	P307	P308	P308B
Hauteur	230	230	230	230	230	230
Largeur	172	172	172	172	150	93
Largeur	172	172	172	172	150	93
Structure de Mur	Cloison Terre Crue	Cloison Terre Crue	Cloison Terre Crue	Cloison Terre Crue	Cloison 98/48	Béton
Épaisseur de Mur	10	10	10	10	10	20
Huisserie	Bois	Bois	Bois	Bois	Bois	
Finition	Porte Prépeinte	Porte Prépeinte	Porte Prépeinte	Porte Prépeinte	Porte Prépeinte	Porte Prépeinte
Vue de côté d'ébrasure						
Vue en plan						
Quantité	1	1	1	1	1	1

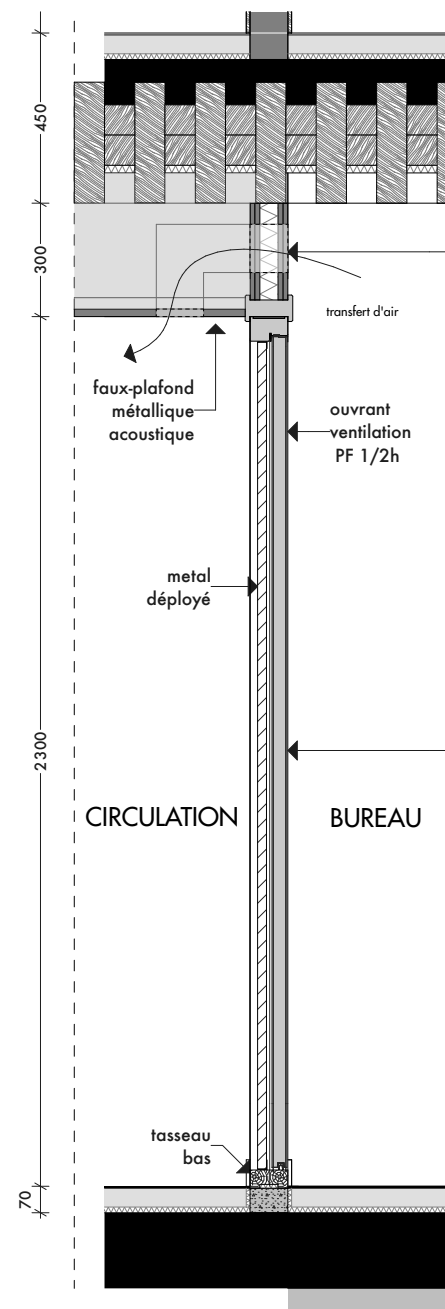
MIN 3 Menuiseries Interieures R+3							
ID de l'élément	P309	P310	P311	P312	P313	P314	P315
Hauteur	230	230	230	230	230	230	230
Largeur	172	103	103	103	103	170	150
Largeur	172	103	103	103	103	170	150
Structure de Mur	Béton	Béton	Béton	Béton	Béton	Béton	Cloison
Épaisseur de Mur	20	20	20	20	20	20	10
Huisserie	Bois	Bois	Bois		Bois	Bois	Bois
Finition	Porte Prépeinte	Porte Prépeinte	Porte Prépeinte	Porte Prépeinte	Porte Prépeinte	Porte Prépeinte	Porte Prépeinte
Vue de côté d'ébrasure							
Vue en plan							
Quantité	1	1	1	1	1	1	1

MIN 3 Menuiseries Interieures R+3						
ID de l'élément	P315B	P316	P317	P318	P319	P320
Hauteur	230	230	230	230	230	230
Largeur	93	172	172	172	172	172
Largeur	93	172	172	172	172	172
Structure de Mur	Béton	Cloison Terre Crue	Cloison Terre Crue	Cloison Terre Crue	Cloison Terre Crue	Cloison Terre Crue
Épaisseur de Mur	20	10	10	10	10	10
Huisserie		Bois	Bois	Bois	Bois	Bois
Finition	Porte Prépeinte	Porte Prépeinte	Porte Prépeinte	Porte Prépeinte	Porte Prépeinte	Porte Prépeinte
Vue de côté d'ébrasure						
Vue en plan						
Quantité	1	1	1	1	1	1

MIN 3 Menuiseries Interieures R+3						
ID de l'élément	P321	P322	P323	P324	P325	P325A
Hauteur	230	230	230	230	230	230
Largeur	172	172	150	172	103	93
Largeur	172	172	150	172	103	93
Structure de Mur	Cloison Terre Crue	Cloison Terre Crue	Cloison 98/48	Béton	Béton	Cloison 72/48
Épaisseur de Mur	10	10	10	20	20	7
Huisserie	Bois	Bois	Bois	Bois		
Finition	Porte Prépeinte	Porte Prépeinte	Porte Prépeinte	Porte Prépeinte	Porte Prépeinte	Porte Prépeinte
Vue de côté d'ébrasure						
Vue en plan						
Quantité	1	1	1	1	1	1

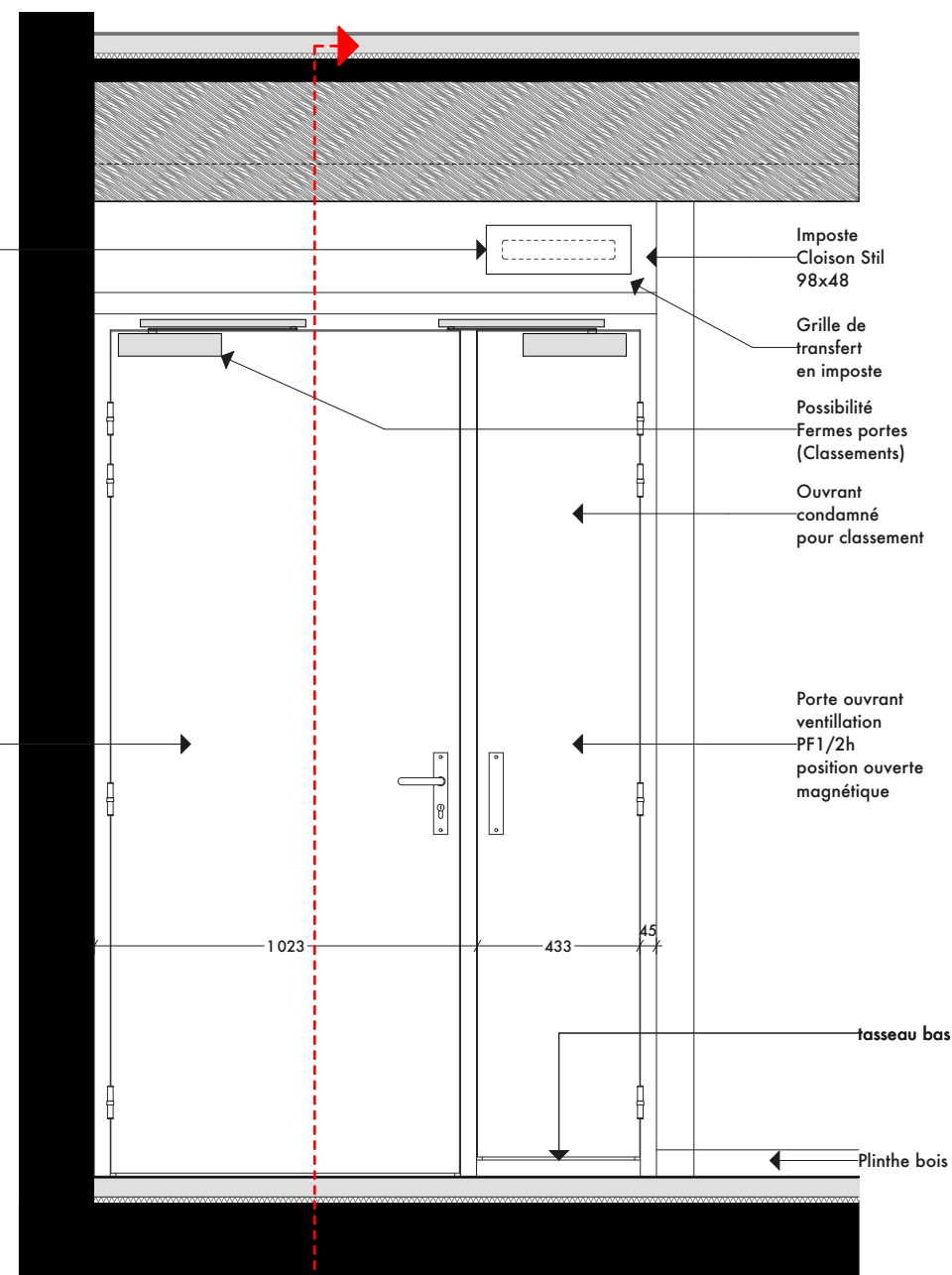
MIN 3 Menuiseries Interieures R+3				
ID de l'élément	P325B	P326	P327	P328
Hauteur	230	230	224	230
Largeur	103	103	180	103
Largeur	103	103	180	103
Structure de Mur	Cloison 72/48	Cloison Terre Crue	Cloison	Cloison 98/48
Épaisseur de Mur	7	10	10	10
Huisserie		Bois	Bois	Bois
Finition	Porte Prépeinte	Porte Prépeinte	Vitrée; Porte - Cadre bois	Porte Prépeinte
Vue de côté d'ébrasure				
Vue en plan				
Quantité	1	1	1	1





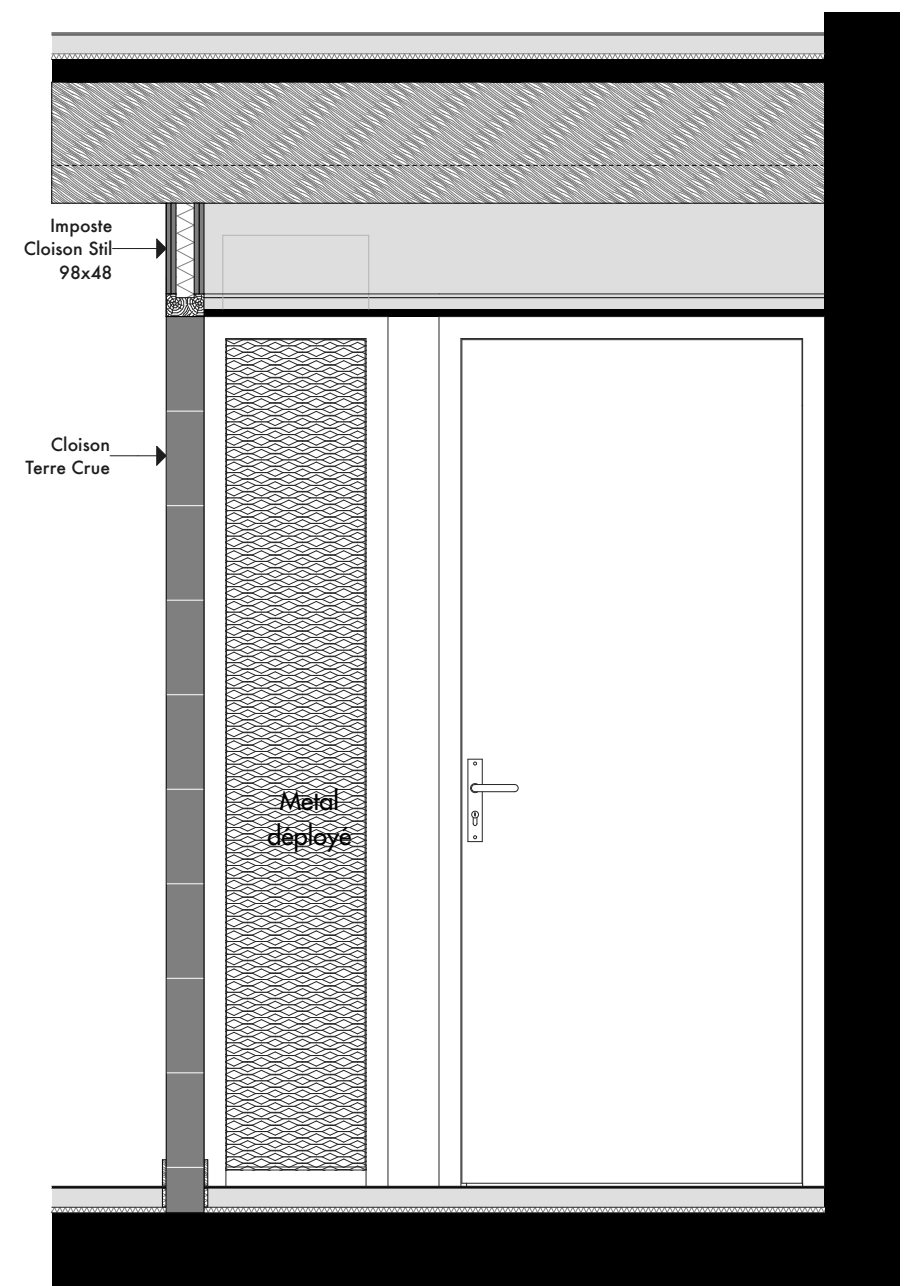
Diffuser
- grille de
transfert

Porte Bureau
PF1/2h

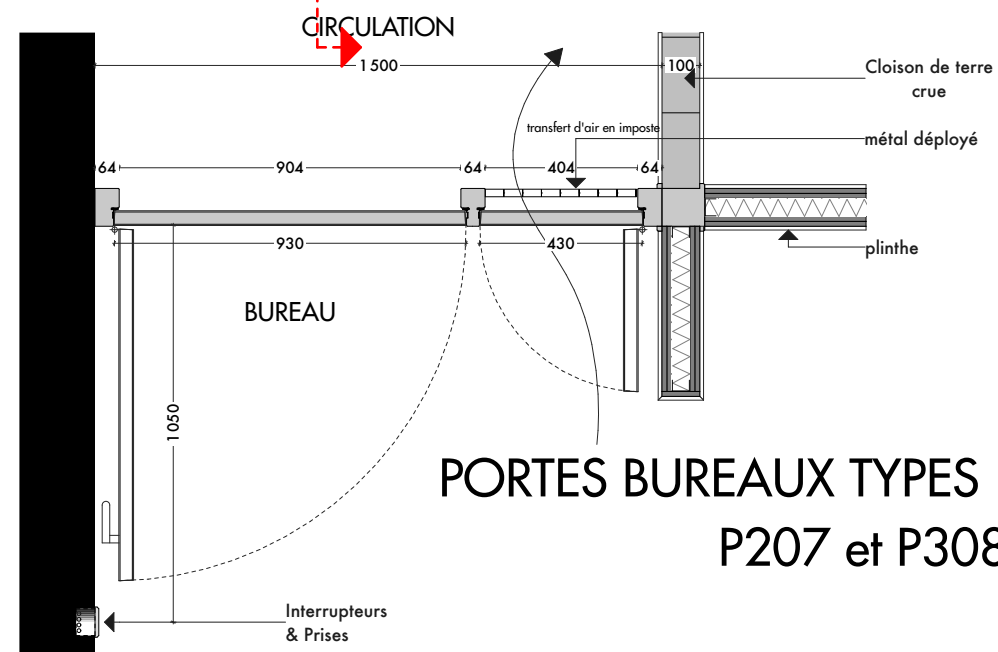


ELEVATION COTE BUREAU

DDALLE + Chape



ELEVATION COTE CIRCULATION



PORTES BUREAUX TYPES :
P207 et P308

porte en bout de circulation
(pose en tunnel)

TJ d'Evry

9 rue des Mazières | 91000 Evry-Courcouronnes

Maître d'ouvrage

Ministère de la Justice SG / DIP

Détail portes bureaux R+2 type P213 et P315

1:20

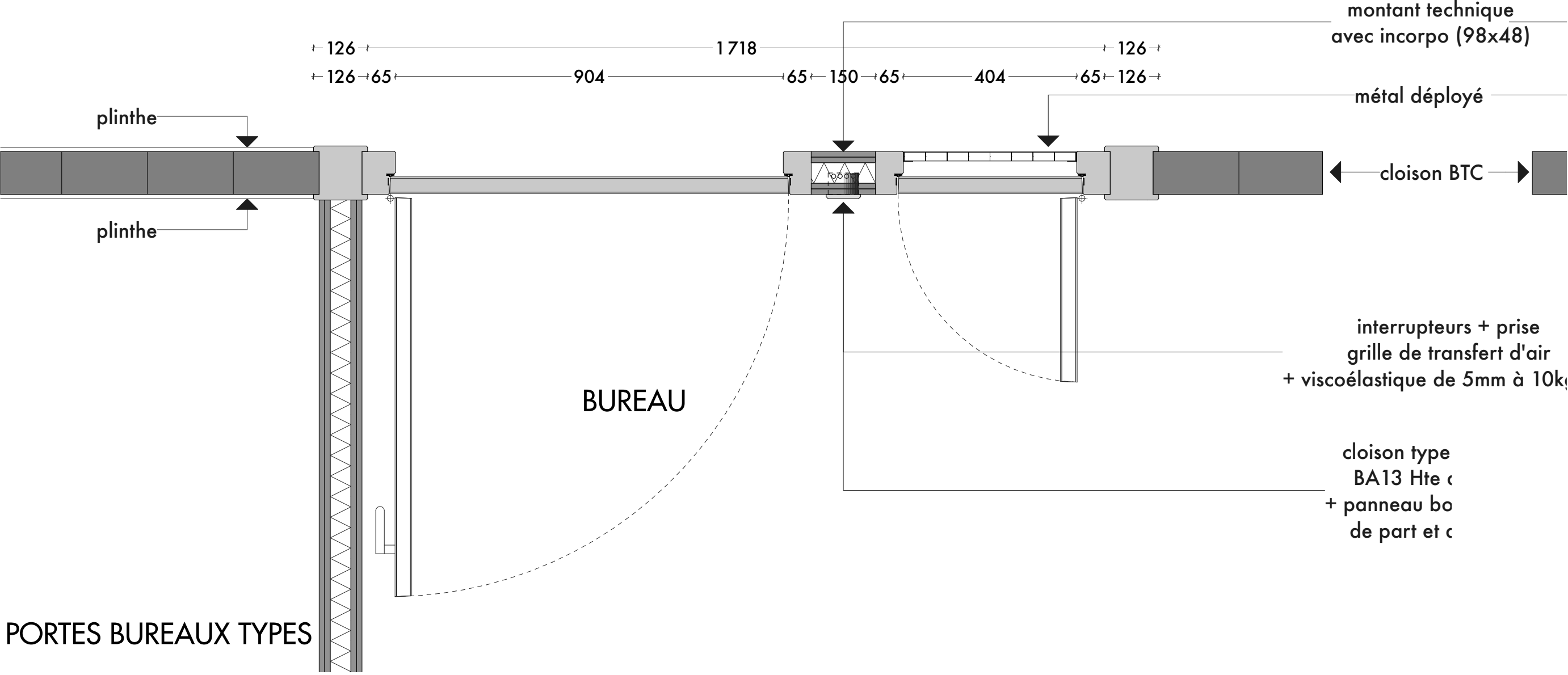
juin 2025

DCE **ARC**
MIN 37 Indice 4


BA ARCHITECTES
61 Av Philippe Auguste - 75011 Paris
T : 33 (0)1 40 18 72 72 - evry@bplusa.eu

							DIMENSIONS				EQUIPEMENTS										MANŒUVRE			
TYPOLOGIE MENUISERIE	LOCAL	LOCAUX A RISQUES	MATERIAU HUISSERIE	MATERIAU VANTAIL	FINITION	ALLEGE (m)	NOMBRE VANTAUX	CHASSIS VITRE LATERAL	LARGEUR (m)	HAUTEUR (m)	DEGRE CF	SERRURE	FERME PORTE	VA-ET-VIEN	DAS	IMPOSTE	OCULUS	ACOUSTIQUE	CREMONE	PIVOT DOUBLE-ACTION	BEQUILLE	BEQUILLE DEPORTEE PMR	POIGNEE DE TIRAGE	OBSERVATIONS
Bloc porte	Circulation vers bureau 1 ^{er} VP		BOIS	BOIS	PREPEINTE		2		1,70	2.30	PF 1/2	SM3						≥ 35			Type 1			Porte avec grille associé et montant central (voir CCTP)

CIRCULATION



PORTES BUREAUX TYPES




SOL PVC

CLOISON DE TERRE CRUE COTÉ COULOIR (HT 2.30)

OUVRANT VENTILATION NOCTURNE + METAL DEPLOYE

GRILLE DE TRANSFERT

PLINTHE ELECTRIQUE ALU TRIPLE COMPARTIMENT



grilles de transfert **diffuser**

GFV 91
grille de transfert
acoustique
rectangulaire

GFV 90
grille de transfert
acoustique
circulaire

descriptif technique

Encombrement

GFV 91

avantages

- Atténuation acoustique incorporée
- Montage en mur, quelle que soit l'épaisseur
- Respecte les exigences d'atténuation acoustique dans les constructions courantes

gamma

- GFV 91 : 4 modèles de 60 à 300 m³/h
- **GFV 90 : 3 modèles de 70 à 210 m³/h**

taille		A	B	Section	Poids
L	H	(mm)	(mm)	utile (m²)	(kg)
300	50	386	130	0.015	1,6
500	50	562	130	0.025	2,2
700	50	730	130	0.035	3,0
850	50	930	130	0.043	3,6

16 AFD / 18 AFD



SOL PVC

CLOISON DE TERRE CRUE COTÉ COULOIR (HT 2.30)

OUVRANT VENTILATION NOCTURNE + METAL DEPLOYE

COMMANDES ELECTRIQUES INTÉGRÉES DANS MENEAU CENTRAL

GRILLE DE TRANSFERT

